

Barrington Trace Homeowners Association, Inc.

Balance Sheet For 11/30/2023

Cash		
Petty Cash - Alliance Bank	\$5,984.31	
Operating Account - Alliance	\$24,599.24	
Total Cash		\$30,583.55
Cash-Reserves		
MMA-Alliance Bank	\$53,610.91	
Total Cash-Reserves		\$53,610.91
	Total Assets	\$84,194.46

Liabilities		
Collection Fees Payable	(\$80.00)	
Prepaid Dues Payable	\$12,901.30	
Total Liabilities		\$12,821.30
Reserves		
Reserves - General	\$53,610.91	
Total Reserves		\$53,610.91
Equity		
Prior Years' Net Income	\$57.24	
Net Income (Loss)	\$17,705.01	
Total Equity		\$17,762.25
	Total Liabilities / Equity	\$84,194.46

Barrington Trace Homeowners Association, Inc.

Statement of Revenues and Expenses 11/1/2023 - 11/30/2023

	Current Period			Year To Date			Annual Budget
	Actual	Budget	Variance	Actual	Budget	Variance	
Operating Income							
Income							
631000 - Assessment Income - Owner	244.48	5,000.00	(4,755.52)	120,548.60	119,500.00	1,048.60	124,500.00
631500 - Uncollectible Accounts	-	(812.50)	812.50	-	(8,937.50)	8,937.50	(9,750.00)
634000 - Late Fee Income	-	-	-	1,999.59	-	1,999.59	-
650000 - Initiation Fee	1,000.00	-	1,000.00	1,000.00	-	1,000.00	-
691100 - Owner Interest Income	83.52	-	83.52	2,200.21	-	2,200.21	-
691600 - Fines Income	-	-	-	950.42	-	950.42	-
692500 - Clubhouse - Rental Income	1,018.35	833.33	185.02	11,801.35	9,166.63	2,634.72	10,000.00
693015 - Misc Inc - Greystone Capital Credit	-	-	-	119.11	-	119.11	-
693500 - Social Events Income	-	-	-	5,542.09	4,000.00	1,542.09	4,000.00
693600 - Leasing Income	-	-	-	120.20	-	120.20	-
694000 - Interest Income - Operating	.53	-	.53	8.85	-	8.85	-
Total Operating Income	2,346.88	5,020.83	(2,673.95)	144,290.42	123,729.13	20,561.29	128,750.00

Operating Expense

General & Administrative

701000 - Management Fees	564.00	564.00	-	6,204.00	6,204.00	-	6,768.00
704500 - Tax Preparation Fee	-	-	-	445.00	300.00	(145.00)	300.00
715000 - Legal Fees	-	500.00	500.00	2,035.00	5,500.00	3,465.00	6,000.00
715001 - Legal - Retainer	1,500.00	-	(1,500.00)	1,500.00	-	(1,500.00)	1,260.00
715005 - Legal - Collection Fee Expense	114.80	(1,500.00)	(1,614.80)	5,290.92	(16,500.00)	(21,790.92)	(18,000.00)
715006 - Legal - Collection Fees Recovered	-	1,050.00	1,050.00	(2,253.69)	11,550.00	13,803.69	12,600.00
725000 - Bank Charges	15.00	15.00	-	201.05	238.00	36.95	253.00
726000 - Postage & Mail	20.99	83.00	62.01	727.95	913.00	185.05	1,000.00
727000 - Printing & Reproduction	3.48	8.00	4.52	191.68	88.00	(103.68)	100.00
732000 - Office Supplies	14.05	41.67	27.62	435.50	458.37	22.87	500.00
736000 - Website Hosting	60.00	60.00	-	1,625.00	788.00	(837.00)	848.00
738000 - Miscellaneous G&A	150.09	-	(150.09)	2,808.20	2,000.00	(808.20)	2,000.00
761000 - Social Activities	335.22	-	(335.22)	4,656.04	-	(4,656.04)	4,000.00
761002 - Social - Neighborhood Activity	-	-	-	8,371.70	6,000.00	(2,371.70)	6,000.00
761007 - Social - Activity/event	204.88	-	(204.88)	1,801.15	3,000.00	1,198.85	3,000.00
761008 - Social - New Owners	-	41.67	41.67	130.11	458.37	328.26	500.00
Total General & Administrative	2,982.51	863.34	(2,119.17)	34,169.61	20,997.74	(13,171.87)	27,129.00

Insurance

791000 - Insurance - General Liability	-	795.00	795.00	4,329.45	6,360.00	2,030.55	7,155.00
795001 - Taxes - Property	-	-	-	7.75	10.00	2.25	10.00

Barrington Trace Homeowners Association, Inc.

Statement of Revenues and Expenses 11/1/2023 - 11/30/2023

	Current Period			Year To Date			Annual Budget
	Actual	Budget	Variance	Actual	Budget	Variance	
Operating Expense							
795004 - Taxes - Other	-	-	-	75.00	75.00	-	75.00
Total Insurance	-	795.00	795.00	4,412.20	6,445.00	2,032.80	7,240.00
Recreation Area							
811002 - Pool - Furniture	-	-	-	814.08	500.00	(314.08)	500.00
811005 - Pool - Operations & Mgmt	645.00	300.00	(345.00)	6,060.00	6,110.00	50.00	6,410.00
811006 - Pool - Permit	-	-	-	525.00	512.00	(13.00)	512.00
811009 - Pool - Repairs	-	-	-	-	2,000.00	2,000.00	2,000.00
811010 - Pool - Supplies	-	-	-	437.50	500.00	62.50	500.00
831005 - Rec - Decorations	-	-	-	-	250.00	250.00	250.00
831009 - Rec - Furniture	-	-	-	-	500.00	500.00	500.00
835002 - Clubhouse - Janitorial	(215.00)	200.00	415.00	5,524.98	2,200.00	(3,324.98)	2,400.00
835005 - Clubhouse - Repair & Maint	498.48	125.00	(373.48)	5,698.23	1,375.00	(4,323.23)	1,500.00
835007 - Clubhouse - Supplies	-	125.00	125.00	944.90	1,375.00	430.10	1,500.00
841008 - Tennis - Repairs & Maint	-	-	-	-	500.00	500.00	500.00
Total Recreation Area	928.48	750.00	(178.48)	20,004.69	15,822.00	(4,182.69)	16,572.00
Landscaping							
861001 - Landscaping - Contract	3,228.00	1,304.42	(1,923.58)	19,108.00	14,348.62	(4,759.38)	15,653.00
861002 - Landscaping - Improvements	-	316.00	316.00	3,202.27	3,476.00	273.73	3,800.00
861004 - Landscaping - Seas Color	1,600.00	-	(1,600.00)	3,200.00	3,000.00	(200.00)	3,000.00
861005 - Landscaping - Pinestraw	-	125.00	125.00	400.00	1,375.00	975.00	1,500.00
861014 - Landscaping - Tree Removal	-	-	-	150.00	-	(150.00)	-
861018 - Landscaping - Retention/Detention	-	-	-	-	250.00	250.00	250.00
861021 - Landscaping - Irrigation Repair	-	42.00	42.00	1,200.00	462.00	(738.00)	500.00
Total Landscaping	4,828.00	1,787.42	(3,040.58)	27,260.27	22,911.62	(4,348.65)	24,703.00
Utilities							
871000 - Electricity	816.50	729.58	(86.92)	9,820.54	8,025.38	(1,795.16)	8,755.00
872000 - Natural Gas	61.07	265.00	203.93	1,714.40	2,915.00	1,200.60	3,180.00
873000 - Water	382.99	250.92	(132.07)	6,149.83	2,760.12	(3,389.71)	3,011.00
875000 - Trash Removal	-	155.00	155.00	866.75	620.00	(246.75)	620.00
878000 - Cable TV	410.58	395.00	(15.58)	4,525.52	4,345.00	(180.52)	4,740.00
Total Utilities	1,671.14	1,795.50	124.36	23,077.04	18,665.50	(4,411.54)	20,306.00
Maintenance & Services							
903000 - Surveillance Personnel	-	-	-	11,703.60	7,500.00	(4,203.60)	7,500.00
921002 - HVAC - Repairs	-	-	-	-	1,000.00	1,000.00	1,000.00
923001 - Surveillance - Monitoring	26.50	375.00	348.50	4,318.00	4,125.00	(193.00)	4,500.00
931000 - R&M - General	-	41.16	41.16	-	452.76	452.76	530.00

Barrington Trace Homeowners Association, Inc.

Statement of Revenues and Expenses 11/1/2023 - 11/30/2023

	Current Period			Year To Date			Annual Budget
	Actual	Budget	Variance	Actual	Budget	Variance	
Operating Expense							
931004 - R&M - Electric	-	83.00	83.00	650.00	913.00	263.00	1,000.00
931011 - R&M - Plumbing	-	83.00	83.00	-	913.00	913.00	1,000.00
937000 - Termite Bond	-	105.00	105.00	330.00	420.00	90.00	420.00
937500 - Pest Control	55.00	50.00	(5.00)	660.00	550.00	(110.00)	600.00
Total Maintenance & Services	81.50	737.16	655.66	17,661.60	15,873.76	(1,787.84)	16,550.00
Total Operating Expense	10,491.63	6,728.42	(3,763.21)	126,585.41	100,715.62	(25,869.79)	112,500.00
Net Operating Income (Loss)	(8,144.75)	(1,707.59)	(6,437.16)	17,705.01	23,013.51	(5,308.50)	16,250.00

Barrington Trace Homeowners Association, Inc.

Statement of Revenues and Expenses 11/1/2023 - 11/30/2023

	Current Period			Year To Date			Annual Budget
	Actual	Budget	Variance	Actual	Budget	Variance	
Operating Capital Expenditures							
Capital Expenditures							
970000 - Common Area Improvements (Cap)	-	-	-	9,625.00	16,250.00	6,625.00	16,250.00
971010 - Asphalt/Concrete (Cap)	-	-	-	3,800.00	-	(3,800.00)	-
971180 - Signage (Cap)	-	-	-	25,300.97	-	(25,300.97)	-
972140 - HVAC (Cap)	-	-	-	6,422.00	-	(6,422.00)	-
Total Operating Capital Expenditures	-	-	-	45,147.97	16,250.00	(28,897.97)	16,250.00
Operating Reserves and Other Activity							
Reserves and Other Activity							
979200 - Transfer From Reserve	-	-	-	(45,147.97)	-	45,147.97	-
979301 - Interest Income - Reserves	(11.01)	-	11.01	(169.46)	-	169.46	-
979302 - Transfer To Reserve - Interest Income	11.01	-	(11.01)	169.46	-	(169.46)	-
Total Operating Reserves and Other Activity	-	-	-	(45,147.97)	-	45,147.97	-
Net Total	(8,144.75)	(1,707.59)	(6,437.16)	17,705.01	6,763.51	10,941.50	-

Barrington Trace Homeowners Association, Inc.

Summarized Income Forecast for 11/30/2023

budget values are in italic green

	Jan	Feb	Mar	Apr	May	Jun	Jul	Aug	Sep	Oct	Nov	Dec	Original Budget	Revised Total
Operating Income														
Income														
631000 - Assessment Income - Owner	51,014	26,024	24,032	7,753	3,493	5,493	158	1,823	258	256	244	5,000	124,500	125,549
631500 - Uncollectible Accounts	-	-	-	-	-	-	-	-	-	-	-	(813)	(9,750)	(813)
634000 - Late Fee Income	160	47	33	425	524	510	45	86	-	170	-	-	-	2,000
650000 - Initiation Fee	-	-	-	-	-	-	-	-	-	-	1,000	-	-	1,000
691100 - Owner Interest Income	606	-	726	42	329	129	18	76	142	50	84	-	-	2,200
691600 - Fines Income	725	25	800	400	(1,000)	-	-	-	-	-	-	-	-	950
692500 - Clubhouse - Rental Income	-	-	573	582	3,013	977	873	-	1,164	1,688	1,018	833	10,000	10,722
693015 - Misc Inc - Greystone Capital Credit	-	-	-	-	-	-	-	-	-	119	-	-	-	119
693500 - Social Events Income	-	-	-	-	-	-	1,254	3,209	1,324	(244)	-	-	4,000	5,542
693600 - Leasing Income	-	-	-	44	-	-	-	-	-	76	-	-	-	120
694000 - Interest Income - Operating	-	1	1	1	1	1	1	1	-	1	1	-	-	9
Total Income	52,506	26,097	26,165	9,248	6,360	7,110	2,347	5,194	2,889	2,116	2,347	5,021	128,750	147,398
Total Income	52,506	26,097	26,165	9,248	6,360	7,110	2,347	5,194	2,889	2,116	2,347	5,021	128,750	147,398

Operating Expense

General & Administrative														
701000 - Management Fees	564	564	564	564	564	564	564	564	564	564	564	564	6,768	6,768
704500 - Tax Preparation Fee	-	120	-	-	325	-	-	-	-	-	-	-	300	445
715000 - Legal Fees	-	-	-	685	1,350	-	-	-	-	-	-	500	6,000	2,535
715001 - Legal - Retainer	-	-	-	-	-	-	-	-	-	-	1,500	1,260	1,260	2,760
715005 - Legal - Collection Fee Expense	863	110	385	1,300	1,008	513	308	225	379	85	115	(1,500)	(18,000)	3,791
715006 - Legal - Collection Fees Recovered	(695)	(268)	(350)	(268)	(974)	(200)	(241)	741	-	-	-	1,050	12,600	(1,204)
725000 - Bank Charges	15	(25)	55	15	15	15	51	15	15	15	15	15	253	216
726000 - Postage & Mail	185	127	52	33	52	25	23	65	20	124	21	87	1,000	815

Barrington Trace Homeowners Association, Inc.

Summarized Income Forecast for 11/30/2023

<i>budget values are in italic green</i>	Jan	Feb	Mar	Apr	May	Jun	Jul	Aug	Sep	Oct	Nov	Dec	Original Budget	Revised Total
Operating Expense														
727000 - Printing & Reproduction	41	3	3	86	4	3	2	3	3	41	3	<i>12</i>	100	204
732000 - Office Supplies	170	45	16	18	26	17	16	16	14	84	14	<i>42</i>	500	477
736000 - Website Hosting	60	60	60	60	348	60	99	442	132	116	60	<i>60</i>	848	1,558
738000 - Miscellaneous G&A	9	9	76	9	716	9	9	9	9	349	150	-	2,000	1,354
761000 - Social Activities	-	-	-	-	-	1,442	50	222	1,957	-	335	<i>4,000</i>	4,000	8,006
761002 - Social - Neighborhood Activity	2,645	-	201	-	1,112	-	44	4,113	258	-	-	-	6,000	8,372
761007 - Social - Activity/event	-	-	-	2,067	(730)	-	166	-	-	93	205	-	3,000	1,801
761008 - Social - New Owners	-	-	-	-	-	-	-	130	-	-	-	<i>42</i>	500	172
Total General & Administrative	3,856	745	1,062	4,569	3,817	2,449	1,091	6,544	3,351	1,472	2,983	6,131	27,129	38,069
Insurance														
791000 - Insurance - General Liability	866	866	866	866	866	-	-	-	-	-	-	<i>795</i>	7,155	5,124
795001 - Taxes - Property	-	-	-	-	-	-	-	-	-	8	-	-	10	8
795004 - Taxes - Other	75	-	-	-	-	-	-	-	-	-	-	-	75	75
Total Insurance	941	866	866	866	866	-	-	-	-	8	-	795	7,240	5,207
Landscaping														
861001 - Landscaping - Contract	1,454	1,264	1,714	1,764	1,514	1,714	1,514	1,714	1,514	1,714	3,228	<i>1,304</i>	15,653	20,412
861002 - Landscaping - Improvements	-	-	-	-	3,202	-	-	-	-	-	-	<i>324</i>	3,800	3,526
861004 - Landscaping - Seas Color	-	-	-	1,500	100	-	-	-	-	-	1,600	-	3,000	3,200
861005 - Landscaping - Pinestraw	-	-	-	-	100	-	-	-	-	300	-	<i>125</i>	1,500	525
861018 - Landscaping - Retention/Detention	-	-	-	-	-	-	-	-	-	-	-	-	250	-
861021 - Landscaping - Irrigation Repair	-	-	-	-	1,200	-	-	-	-	-	-	<i>38</i>	500	1,238
Total Landscaping	1,454	1,264	1,714	3,264	6,116	1,714	1,514	1,714	1,514	2,014	4,828	1,791	24,703	28,902
Utilities														
871000 - Electricity	736	881	878	747	751	799	1,677	909	873	754	817	<i>730</i>	8,755	10,550
872000 - Natural Gas	307	444	307	167	83	85	68	66	63	63	61	<i>265</i>	3,180	1,979

Barrington Trace Homeowners Association, Inc.

Summarized Income Forecast for 11/30/2023

<i>budget values are in italic green</i>	Jan	Feb	Mar	Apr	May	Jun	Jul	Aug	Sep	Oct	Nov	Dec	Original Budget	Revised Total
Operating Expense														
873000 - Water	237	570	308	361	289	641	654	814	1,039	854	383	<i>251</i>	3,011	6,401
875000 - Trash Removal	-	297	-	-	100	-	470	-	-	-	-	-	620	867
878000 - Cable TV	419	-	828	409	409	409	409	410	410	411	411	<i>395</i>	4,740	4,921
Total Utilities	1,699	2,192	2,321	1,685	1,631	1,934	3,280	2,199	2,384	2,081	1,671	1,641	20,306	24,718
Maintenance & Services														
903000 - Surveillance Personnel	-	-	-	-	-	3,244	3,401	2,662	2,397	-	-	-	7,500	11,704
921002 - HVAC - Repairs	-	-	-	-	-	-	-	-	-	-	-	-	1,000	-
923001 - Surveillance - Monitoring	53	27	27	27	27	4,027	27	27	27	27	27	<i>375</i>	4,500	4,693
931000 - R&M - General	-	-	-	-	-	-	-	-	-	-	-	<i>77</i>	530	77
931004 - R&M - Electric	-	-	-	-	-	650	-	-	-	-	-	<i>87</i>	1,000	737
931011 - R&M - Plumbing	-	-	-	-	-	-	-	-	-	-	-	<i>87</i>	1,000	87
937000 - Termite Bond	-	110	-	-	110	-	-	-	-	110	-	-	420	330
937500 - Pest Control	110	55	55	55	55	55	55	55	55	55	55	<i>50</i>	600	710
Total Maintenance & Services	163	192	82	82	192	7,976	3,483	2,743	2,478	192	82	676	16,550	18,338
Recreation Area														
811002 - Pool - Furniture	-	-	-	-	-	814	-	-	-	-	-	-	500	814
811005 - Pool - Operations & Mgmt	300	300	300	-	645	1,290	-	1,290	-	1,290	645	<i>300</i>	6,410	6,360
811006 - Pool - Permit	-	-	525	-	-	-	-	-	-	-	-	-	512	525
811009 - Pool - Repairs	-	-	-	-	-	-	-	-	-	-	-	-	2,000	-
811010 - Pool - Supplies	-	-	-	-	438	-	-	-	-	-	-	-	500	438
831005 - Rec - Decorations	-	-	-	-	-	-	-	-	-	-	-	-	250	-
831009 - Rec - Furniture	-	-	-	-	-	-	-	-	-	-	-	-	500	-
835002 - Clubhouse - Janitorial	666	225	275	354	375	750	765	335	795	1,200	(215)	<i>200</i>	2,400	5,725
835005 - Clubhouse - Repair & Maint	-	-	-	-	1,567	-	2,325	1,132	-	-	498	<i>125</i>	1,500	5,648
835007 - Clubhouse - Supplies	-	-	-	-	-	697	82	-	-	166	-	<i>125</i>	1,500	1,070
841008 - Tennis - Repairs & Maint	-	-	-	-	-	-	-	-	-	-	-	-	500	-
Total Recreation Area	966	525	1,100	354	3,025	3,551	3,172	2,757	795	2,656	928	750	16,572	20,580

Barrington Trace Homeowners Association, Inc.

Summarized Income Forecast for 11/30/2023

budget values are in italic green

	Jan	Feb	Mar	Apr	May	Jun	Jul	Aug	Sep	Oct	Nov	Dec	Original Budget	Revised Total
Operating Expense														
Capital Expenditures														
970000 - Common Area Improvements (Cap)	6,500	-	3,125	-	-	-	-	-	-	-	-	-	16,250	9,625
971010 - Asphalt/Concrete (Cap)	-	-	-	-	-	-	-	3,800	-	-	-	-	-	3,800
971180 - Signage (Cap)	-	-	16,500	8,801	-	-	-	-	-	-	-	-	-	25,301
972140 - HVAC (Cap)	-	-	-	-	-	6,422	-	-	-	-	-	-	-	6,422
Total Capital Expenditures	6,500	-	19,625	8,801	-	6,422	-	3,800	-	-	-	-	16,250	45,148
Reserves and Other Activity														
979200 - Transfer From Reserve	-	-	(16,500)	-	-	-	-	-	-	-	-	-	-	(16,500)
Total Reserves and Other Activity	-	-	(16,500)	-	-	-	-	-	-	-	-	-	-	(16,500)
Total Expense	15,579	5,784	10,270	19,620	15,646	24,046	12,540	19,757	10,522	8,422	10,492	11,784	128,750	164,461
Operating Net Total	\$36,926	\$20,313	\$15,896	(\$10,372)	(\$9,286)	(\$16,937)	(\$10,193)	(\$14,562)	(\$7,633)	(\$6,306)	(\$8,145)	(\$6,764)	-	(17,063)

Barrington Trace Homeowners Association, Inc.

Summarized Income Forecast for 11/30/2023

budget values are in italic green

	Jan	Feb	Mar	Apr	May	Jun	Jul	Aug	Sep	Oct	Nov	Dec	Original Budget	Revised Total
Reserve Income														
Income														
692500 - Clubhouse - Rental Income	1,446	767	(300)	-	-	-	-	-	-	-	-	-	-	1,913
Total Income	1,446	767	(300)	-	-	-	-	-	-	-	-	-	-	1,913
Total Income	1,446	767	(300)	-	-	-	-	-	-	-	-	-	-	1,913
Reserve Expense														
General & Administrative														
736000 - Website Hosting	80	48	-	-	-	-	-	-	-	-	-	-	-	127
738000 - Miscellaneous G&A	476	978	-	-	-	-	-	-	-	-	-	-	-	1,454
761000 - Social Activities	650	-	-	-	-	-	-	-	-	-	-	-	-	650
Total General & Administrative	1,206	1,026	-	-	-	-	-	-	-	-	-	-	-	2,232
Landscaping														
861014 - Landscaping - Tree Removal	-	-	150	-	-	-	-	-	-	-	-	-	-	150
Total Landscaping	-	-	150	-	-	-	-	-	-	-	-	-	-	150
Recreation Area														
835005 - Clubhouse - Repair & Maint	-	-	175	-	-	-	-	-	-	-	-	-	-	175
Total Recreation Area	-	-	175	-	-	-	-	-	-	-	-	-	-	175
Reserves and Other Activity														
979200 - Transfer From Reserve	-	-	-	-	-	-	-	(3,800)	-	(24,848)	-	-	-	(28,648)
979301 - Interest Income - Reserves	(6)	(19)	(20)	(17)	(17)	(17)	(17)	(11)	(16)	(18)	(11)	-	-	(169)
979302 - Transfer To Reserve - Interest Income	6	19	20	17	17	17	17	11	16	18	11	-	-	169
Total Reserves and Other Activity	-	-	-	-	-	-	-	(3,800)	-	(24,848)	-	-	-	(28,648)
Total Expense	1,206	1,026	325	-	-	-	-	(3,800)	-	(24,848)	-	-	-	(26,091)
Reserve Net Total	\$240	(\$259)	(\$625)	-	-	-	-	\$3,800	-	\$24,848	-	-	-	28,004
Net Total	\$37,167	\$20,054	\$15,271	(\$10,372)	(\$9,286)	(\$16,937)	(\$10,193)	(\$10,762)	(\$7,633)	\$18,542	(\$8,145)	(\$6,764)	-	10,942

Barrington Trace Homeowners Association, Inc.

Budget Spread For Fiscal Year 2023

		Jan	Feb	Mar	Apr	May	Jun	Jul	Aug	Sep	Oct	Nov	Dec	Total
Operating Income														
Income														
Assessment Income - Owner	Budget	20,000	16,000	10,000	10,000	10,000	10,000	10,000	10,000	10,000	8,500	5,000	5,000	124,500
	Actual	51,014	26,024	24,032	7,753	3,493	5,493	158	1,823	258	256	244	-	120,549
	Variance	31,014	10,024	14,032	(2,247)	(6,507)	(4,507)	(9,842)	(8,177)	(9,742)	(8,244)	(4,756)	(5,000)	(3,951)
Uncollectible Accounts	Budget	(813)	(813)	(813)	(813)	(813)	(813)	(813)	(813)	(813)	(813)	(813)	(813)	(9,750)
	Actual	-	-	-	-	-	-	-	-	-	-	-	-	-
	Variance	813	813	813	813	813	813	813	813	813	813	813	813	9,750
Late Fee Income	Budget	-	-	-	-	-	-	-	-	-	-	-	-	-
	Actual	160	47	33	425	524	510	45	86	-	170	-	-	2,000
	Variance	160	47	33	425	524	510	45	86	-	170	-	-	2,000
Initiation Fee	Budget	-	-	-	-	-	-	-	-	-	-	-	-	-
	Actual	-	-	-	-	-	-	-	-	-	-	1,000	-	1,000
	Variance	-	-	-	-	-	-	-	-	-	-	1,000	-	1,000
Owner Interest Income	Budget	-	-	-	-	-	-	-	-	-	-	-	-	-
	Actual	606	-	726	42	329	129	18	76	142	50	84	-	2,200
	Variance	606	-	726	42	329	129	18	76	142	50	84	-	2,200
Fines Income	Budget	-	-	-	-	-	-	-	-	-	-	-	-	-
	Actual	725	25	800	400	(1,000)	-	-	-	-	-	-	-	950
	Variance	725	25	800	400	(1,000)	-	-	-	-	-	-	-	950
Clubhouse - Rental Income	Budget	833	833	833	833	833	833	833	833	833	833	833	833	10,000
	Actual	-	-	573	582	3,013	977	873	-	1,164	1,688	1,018	-	9,888
	Variance	(833)	(833)	(260)	(251)	2,179	144	40	(833)	331	855	185	(833)	(112)
Misc Inc - Greystone Capital Credit	Budget	-	-	-	-	-	-	-	-	-	-	-	-	-
	Actual	-	-	-	-	-	-	-	-	-	119	-	-	119
	Variance	-	-	-	-	-	-	-	-	-	119	-	-	119
Social Events Income	Budget	-	-	-	-	-	-	-	2,000	2,000	-	-	-	4,000
	Actual	-	-	-	-	-	-	1,254	3,209	1,324	(244)	-	-	5,542
	Variance	-	-	-	-	-	-	1,254	1,209	(676)	(244)	-	-	1,542

Barrington Trace Homeowners Association, Inc.

Budget Spread For Fiscal Year 2023

		Jan	Feb	Mar	Apr	May	Jun	Jul	Aug	Sep	Oct	Nov	Dec	Total
Operating Income														
Leasing Income	Budget	-	-	-	-	-	-	-	-	-	-	-	-	-
	Actual	-	-	-	44	-	-	-	-	-	76	-	-	120
	Variance	-	-	-	44	-	-	-	-	-	76	-	-	120
Interest Income - Operating	Budget	-	-	-	-	-	-	-	-	-	-	-	-	-
	Actual	-	1	1	1	1	1	1	1	1	1	1	-	9
	Variance	-	1	1	1	1	1	1	1	1	1	1	-	9
Total Income		20,021	16,021	10,021	10,021	10,021	10,021	10,021	12,021	12,021	8,521	5,021	5,021	128,750
Total Income		20,021	16,021	10,021	10,021	10,021	10,021	10,021	12,021	12,021	8,521	5,021	5,021	128,750

Operating Expense

General & Administrative

Management Fees	Budget	564	564	564	564	564	564	564	564	564	564	564	564	6,768
	Actual	564	564	564	564	564	564	564	564	564	564	564	-	6,204
	Variance	-	-	-	-	-	-	-	-	-	-	-	(564)	(564)
Tax Preparation Fee	Budget	-	-	-	300	-	-	-	-	-	-	-	-	300
	Actual	-	120	-	-	325	-	-	-	-	-	-	-	445
	Variance	-	120	-	(300)	325	-	-	-	-	-	-	-	145
Legal Fees	Budget	500	500	500	500	500	500	500	500	500	500	500	500	6,000
	Actual	-	-	-	685	1,350	-	-	-	-	-	-	-	2,035
	Variance	(500)	(500)	(500)	185	850	(500)	(500)	(500)	(500)	(500)	(500)	(500)	(3,965)
Legal - Retainer	Budget	-	-	-	-	-	-	-	-	-	-	-	1,260	1,260
	Actual	-	-	-	-	-	-	-	-	-	-	1,500	-	1,500
	Variance	-	-	-	-	-	-	-	-	-	-	1,500	(1,260)	240
Legal - Collection Fee Expense	Budget	(1,500)	(1,500)	(1,500)	(1,500)	(1,500)	(1,500)	(1,500)	(1,500)	(1,500)	(1,500)	(1,500)	(1,500)	(18,000)
	Actual	863	110	385	1,300	1,008	513	308	225	379	85	115	-	5,291
	Variance	2,363	1,610	1,885	2,800	2,508	2,013	1,808	1,725	1,879	1,585	1,615	1,500	23,291

Barrington Trace Homeowners Association, Inc.

Budget Spread For Fiscal Year 2023

		Jan	Feb	Mar	Apr	May	Jun	Jul	Aug	Sep	Oct	Nov	Dec	Total
Operating Expense														
Legal - Collection Fees Recovered	Budget	1,050	1,050	1,050	1,050	1,050	1,050	1,050	1,050	1,050	1,050	1,050	1,050	12,600
	Actual	(695)	(268)	(350)	(268)	(974)	(200)	(241)	741	-	-	-	-	(2,254)
	Variance	(1,745)	(1,318)	(1,400)	(1,318)	(2,024)	(1,250)	(1,291)	(309)	(1,050)	(1,050)	(1,050)	(1,050)	(14,854)
Bank Charges	Budget	55	15	15	15	15	15	24	27	15	27	15	15	253
	Actual	15	(25)	55	15	15	15	51	15	15	15	15	-	201
	Variance	(40)	(40)	40	-	-	-	27	(12)	-	(12)	-	(15)	(52)
Postage & Mail	Budget	83	83	83	83	83	83	83	83	83	83	83	87	1,000
	Actual	185	127	52	33	52	25	23	65	20	124	21	-	728
	Variance	102	44	(31)	(50)	(31)	(58)	(60)	(18)	(63)	41	(62)	(87)	(272)
Printing & Reproduction	Budget	8	8	8	8	8	8	8	8	8	8	8	12	100
	Actual	41	3	3	86	4	3	2	3	3	41	3	-	192
	Variance	33	(5)	(5)	78	(4)	(5)	(6)	(5)	(5)	33	(5)	(12)	92
Office Supplies	Budget	42	42	42	42	42	42	42	42	42	42	42	42	500
	Actual	170	45	16	18	26	17	16	16	14	84	14	-	436
	Variance	128	3	(25)	(24)	(15)	(24)	(26)	(26)	(28)	42	(28)	(42)	(65)
Office Supplies - Onsite	Budget	-	-	-	-	-	-	-	-	-	-	-	-	-
	Actual	-	-	1,661	-	(1,661)	-	-	-	-	-	-	-	-
	Variance	-	-	1,661	-	(1,661)	-	-	-	-	-	-	-	-
Website Hosting	Budget	140	108	60	60	60	60	60	60	60	60	60	60	848
	Actual	60	60	60	60	348	60	99	442	132	116	60	-	1,498
	Variance	(80)	(48)	-	-	288	-	39	382	72	56	-	(60)	650
Miscellaneous G&A	Budget	1,000	1,000	-	-	-	-	-	-	-	-	-	-	2,000
	Actual	9	9	76	9	716	9	9	9	9	349	150	-	1,354
	Variance	(991)	(991)	76	9	716	9	9	9	9	349	150	-	(646)
Social Activities	Budget	-	-	-	-	-	-	-	-	-	-	-	4,000	4,000
	Actual	-	-	-	-	-	1,442	50	222	1,957	-	335	-	4,006
	Variance	-	-	-	-	-	1,442	50	222	1,957	-	335	(4,000)	6

Barrington Trace Homeowners Association, Inc.

Budget Spread For Fiscal Year 2023

		Jan	Feb	Mar	Apr	May	Jun	Jul	Aug	Sep	Oct	Nov	Dec	Total
Operating Expense														
Social - Neighborhood Activity	Budget	-	-	-	300	-	1,500	-	3,000	-	1,200	-	-	6,000
	Actual	2,645	-	201	-	1,112	-	44	4,113	258	-	-	-	8,372
	Variance	2,645	-	201	(300)	1,112	(1,500)	44	1,113	258	(1,200)	-	-	2,372
Social - Activity/event	Budget	-	-	-	-	-	-	-	-	3,000	-	-	-	3,000
	Actual	-	-	-	2,067	(730)	-	166	-	-	93	205	-	1,801
	Variance	-	-	-	2,067	(730)	-	166	-	(3,000)	93	205	-	(1,199)
Social - New Owners	Budget	42	42	42	42	42	42	42	42	42	42	42	42	500
	Actual	-	-	-	-	-	-	-	130	-	-	-	-	130
	Variance	(42)	(42)	(42)	(42)	(42)	(42)	(42)	88	(42)	(42)	(42)	(42)	(370)
Total General & Administrative		1,983	1,911	863	1,463	863	2,363	872	3,875	3,863	2,075	863	6,131	27,129
Insurance														
Insurance - General Liability	Budget	795	795	795	795	795	-	-	-	795	795	795	795	7,155
	Actual	866	866	866	866	866	-	-	-	-	-	-	-	4,329
	Variance	71	71	71	71	71	-	-	-	(795)	(795)	(795)	(795)	(2,826)
Taxes - Property	Budget	-	-	-	-	-	-	-	-	10	-	-	-	10
	Actual	-	-	-	-	-	-	-	-	-	8	-	-	8
	Variance	-	-	-	-	-	-	-	-	(10)	8	-	-	(2)
Taxes - Other	Budget	75	-	-	-	-	-	-	-	-	-	-	-	75
	Actual	75	-	-	-	-	-	-	-	-	-	-	-	75
	Variance	-	-	-	-	-	-	-	-	-	-	-	-	-
Total Insurance		870	795	795	795	795	-	-	-	805	795	795	795	7,240
Landscaping														
Landscaping - Contract	Budget	1,304	1,304	1,304	1,304	1,304	1,304	1,304	1,304	1,304	1,304	1,304	1,304	15,653
	Actual	1,454	1,264	1,714	1,764	1,514	1,714	1,514	1,714	1,514	1,714	3,228	-	19,108
	Variance	150	(40)	410	460	210	410	210	410	210	410	1,924	(1,304)	3,455

Barrington Trace Homeowners Association, Inc.

Budget Spread For Fiscal Year 2023

		Jan	Feb	Mar	Apr	May	Jun	Jul	Aug	Sep	Oct	Nov	Dec	Total
Operating Expense														
Landscaping - Improvements	Budget	316	316	316	316	316	316	316	316	316	316	316	324	3,800
	Actual	-	-	-	-	3,202	-	-	-	-	-	-	-	3,202
	Variance	(316)	(316)	(316)	(316)	2,886	(316)	(316)	(316)	(316)	(316)	(316)	(316)	(324)
Landscaping - Seas Color	Budget	-	-	-	1,500	-	-	-	-	-	1,500	-	-	3,000
	Actual	-	-	-	1,500	100	-	-	-	-	-	1,600	-	3,200
	Variance	-	-	-	-	100	-	-	-	-	(1,500)	1,600	-	200
Landscaping - Pinestraw	Budget	125	125	125	125	125	125	125	125	125	125	125	125	1,500
	Actual	-	-	-	-	100	-	-	-	-	300	-	-	400
	Variance	(125)	(125)	(125)	(125)	(25)	(125)	(125)	(125)	(125)	175	(125)	(125)	(1,100)
Landscaping - Retention/Detention	Budget	-	-	-	-	250	-	-	-	-	-	-	-	250
	Actual	-	-	-	-	-	-	-	-	-	-	-	-	-
	Variance	-	-	-	-	(250)	-	-	-	-	-	-	-	(250)
Landscaping - Irrigation Repair	Budget	42	42	42	42	42	42	42	42	42	42	42	38	500
	Actual	-	-	-	-	1,200	-	-	-	-	-	-	-	1,200
	Variance	(42)	(42)	(42)	(42)	1,158	(42)	(42)	(42)	(42)	(42)	(42)	(38)	700
Total Landscaping		1,787	1,787	1,787	3,287	2,037	1,787	1,787	1,787	1,787	3,287	1,787	1,791	24,703
Utilities														
Electricity	Budget	730	730	730	730	730	730	730	730	730	730	730	730	8,755
	Actual	736	881	878	747	751	799	1,677	909	873	754	817	-	9,821
	Variance	6	151	148	17	21	70	948	179	143	25	87	(730)	1,066
Natural Gas	Budget	265	265	265	265	265	265	265	265	265	265	265	265	3,180
	Actual	307	444	307	167	83	85	68	66	63	63	61	-	1,714
	Variance	42	179	42	(98)	(182)	(180)	(197)	(199)	(203)	(202)	(204)	(265)	(1,466)
Water	Budget	251	251	251	251	251	251	251	251	251	251	251	251	3,011
	Actual	237	570	308	361	289	641	654	814	1,039	854	383	-	6,150
	Variance	(14)	319	57	110	38	390	403	563	788	603	132	(251)	3,139

Barrington Trace Homeowners Association, Inc.

Budget Spread For Fiscal Year 2023

		Jan	Feb	Mar	Apr	May	Jun	Jul	Aug	Sep	Oct	Nov	Dec	Total
Operating Expense														
Trash Removal	Budget	-	155	-	-	155	-	-	155	-	-	155	-	620
	Actual	-	297	-	-	100	-	470	-	-	-	-	-	867
	Variance	-	142	-	-	(55)	-	470	(155)	-	-	(155)	-	247
Cable TV	Budget	395	395	395	395	395	395	395	395	395	395	395	395	4,740
	Actual	419	-	828	409	409	409	409	410	410	411	411	-	4,526
	Variance	24	(395)	433	14	14	14	14	15	15	16	16	(395)	(214)
Total Utilities		1,641	1,796	1,641	1,641	1,796	1,641	1,641	1,796	1,641	1,641	1,796	1,641	20,306
Maintenance & Services														
Surveillance Personnel	Budget	-	-	-	-	-	2,500	2,500	2,500	-	-	-	-	7,500
	Actual	-	-	-	-	-	3,244	3,401	2,662	2,397	-	-	-	11,704
	Variance	-	-	-	-	-	744	901	162	2,397	-	-	-	4,204
HVAC - Repairs	Budget	-	-	-	-	-	1,000	-	-	-	-	-	-	1,000
	Actual	-	-	-	-	-	-	-	-	-	-	-	-	-
	Variance	-	-	-	-	-	(1,000)	-	-	-	-	-	-	(1,000)
Surveillance - Monitoring	Budget	375	375	375	375	375	375	375	375	375	375	375	375	4,500
	Actual	53	27	27	27	27	4,027	27	27	27	27	27	-	4,318
	Variance	(322)	(349)	(349)	(349)	(349)	3,652	(349)	(349)	(349)	(349)	(349)	(375)	(182)
R&M - General	Budget	41	41	41	41	41	41	41	41	41	41	41	77	530
	Actual	-	-	-	-	-	-	-	-	-	-	-	-	-
	Variance	(41)	(41)	(41)	(41)	(41)	(41)	(41)	(41)	(41)	(41)	(41)	(77)	(530)
R&M - Electric	Budget	83	83	83	83	83	83	83	83	83	83	83	87	1,000
	Actual	-	-	-	-	-	650	-	-	-	-	-	-	650
	Variance	(83)	(83)	(83)	(83)	(83)	567	(83)	(83)	(83)	(83)	(83)	(87)	(350)
R&M - Plumbing	Budget	83	83	83	83	83	83	83	83	83	83	83	87	1,000
	Actual	-	-	-	-	-	-	-	-	-	-	-	-	-
	Variance	(83)	(83)	(83)	(83)	(83)	(83)	(83)	(83)	(83)	(83)	(83)	(87)	(1,000)

Barrington Trace Homeowners Association, Inc.

Budget Spread For Fiscal Year 2023

		Jan	Feb	Mar	Apr	May	Jun	Jul	Aug	Sep	Oct	Nov	Dec	Total
Operating Expense														
Termite Bond	Budget	-	105	-	-	105	-	-	105	-	-	105	-	420
	Actual	-	110	-	-	110	-	-	-	-	110	-	-	330
	Variance	-	5	-	-	5	-	-	(105)	-	110	(105)	-	(90)
Pest Control	Budget	50	50	50	50	50	50	50	50	50	50	50	50	600
	Actual	110	55	55	55	55	55	55	55	55	55	55	-	660
	Variance	60	5	5	5	5	5	5	5	5	5	5	(50)	60
Total Maintenance & Services		632	737	632	632	737	4,132	3,132	3,237	632	632	737	676	16,550
Recreation Area														
Pool - Furniture	Budget	-	-	-	-	-	500	-	-	-	-	-	-	500
	Actual	-	-	-	-	-	814	-	-	-	-	-	-	814
	Variance	-	-	-	-	-	314	-	-	-	-	-	-	314
Pool - Operations & Mgmt	Budget	300	350	645	645	645	645	645	645	645	645	300	300	6,410
	Actual	300	300	300	-	645	1,290	-	1,290	-	1,290	645	-	6,060
	Variance	-	(50)	(345)	(645)	-	645	(645)	645	(645)	645	345	(300)	(350)
Pool - Permit	Budget	-	-	512	-	-	-	-	-	-	-	-	-	512
	Actual	-	-	525	-	-	-	-	-	-	-	-	-	525
	Variance	-	-	13	-	-	-	-	-	-	-	-	-	13
Pool - Repairs	Budget	-	-	-	-	-	-	1,000	1,000	-	-	-	-	2,000
	Actual	-	-	-	-	-	-	-	-	-	-	-	-	-
	Variance	-	-	-	-	-	-	(1,000)	(1,000)	-	-	-	-	(2,000)
Pool - Supplies	Budget	-	-	-	-	500	-	-	-	-	-	-	-	500
	Actual	-	-	-	-	438	-	-	-	-	-	-	-	438
	Variance	-	-	-	-	(63)	-	-	-	-	-	-	-	(63)
Rec - Decorations	Budget	-	-	-	-	-	250	-	-	-	-	-	-	250
	Actual	-	-	-	-	-	-	-	-	-	-	-	-	-
	Variance	-	-	-	-	-	(250)	-	-	-	-	-	-	(250)

Barrington Trace Homeowners Association, Inc.

Budget Spread For Fiscal Year 2023

		Jan	Feb	Mar	Apr	May	Jun	Jul	Aug	Sep	Oct	Nov	Dec	Total
Operating Expense														
Rec - Furniture	Budget	-	-	-	-	-	-	500	-	-	-	-	-	500
	Actual	-	-	-	-	-	-	-	-	-	-	-	-	-
	Variance	-	-	-	-	-	-	(500)	-	-	-	-	-	(500)
Clubhouse - Janitorial	Budget	200	200	200	200	200	200	200	200	200	200	200	200	2,400
	Actual	666	225	275	354	375	750	765	335	795	1,200	(215)	-	5,525
	Variance	466	25	75	154	175	550	565	135	595	1,000	(415)	(200)	3,125
Clubhouse - Repair & Maint	Budget	125	125	125	125	125	125	125	125	125	125	125	125	1,500
	Actual	-	-	-	-	1,567	-	2,325	1,132	-	-	498	-	5,523
	Variance	(125)	(125)	(125)	(125)	1,442	(125)	2,200	1,007	(125)	(125)	373	(125)	4,023
Clubhouse - Supplies	Budget	125	125	125	125	125	125	125	125	125	125	125	125	1,500
	Actual	-	-	-	-	-	697	82	-	-	166	-	-	945
	Variance	(125)	(125)	(125)	(125)	(125)	572	(43)	(125)	(125)	41	(125)	(125)	(555)
Tennis - Repairs & Maint	Budget	-	-	-	250	250	-	-	-	-	-	-	-	500
	Actual	-	-	-	-	-	-	-	-	-	-	-	-	-
	Variance	-	-	-	(250)	(250)	-	-	-	-	-	-	-	(500)
Total Recreation Area	750	800	1,607	1,345	1,845	1,845	2,595	2,095	1,095	1,095	1,095	750	750	16,572
Capital Expenditures														
Common Area Improvements (Cap)	Budget	-	-	4,000	3,000	9,250	-	-	-	-	-	-	-	16,250
	Actual	6,500	-	3,125	-	-	-	-	-	-	-	-	-	9,625
	Variance	6,500	-	(875)	(3,000)	(9,250)	-	-	-	-	-	-	-	(6,625)
Asphalt/Concrete (Cap)	Budget	-	-	-	-	-	-	-	-	-	-	-	-	-
	Actual	-	-	-	-	-	-	-	3,800	-	-	-	-	3,800
	Variance	-	-	-	-	-	-	-	3,800	-	-	-	-	3,800
Signage (Cap)	Budget	-	-	-	-	-	-	-	-	-	-	-	-	-
	Actual	-	-	16,500	8,801	-	-	-	-	-	-	-	-	25,301
	Variance	-	-	16,500	8,801	-	-	-	-	-	-	-	-	25,301

Barrington Trace Homeowners Association, Inc.

Budget Spread For Fiscal Year 2023

		Jan	Feb	Mar	Apr	May	Jun	Jul	Aug	Sep	Oct	Nov	Dec	Total
Operating Expense														
HVAC (Cap)	Budget	-	-	-	-	-	-	-	-	-	-	-	-	-
	Actual	-	-	-	-	-	6,422	-	-	-	-	-	-	6,422
	Variance	-	-	-	-	-	6,422	-	-	-	-	-	-	6,422
Total Capital Expenditures		-	-	4,000	3,000	9,250	-	-	-	-	-	-	-	16,250
Reserves and Other Activity														
Transfer To Reserves	Budget	-	-	-	-	-	-	-	-	-	-	-	-	-
	Actual	-	-	-	-	-	-	-	-	-	-	-	-	-
	Variance	-	-	-	-	-	-	-	-	-	-	-	-	-
Transfer From Reserve	Budget	-	-	-	-	-	-	-	-	-	-	-	-	-
	Actual	-	-	(16,500)	-	-	-	-	-	-	-	-	-	(16,500)
	Variance	-	-	(16,500)	-	-	-	-	-	-	-	-	-	(16,500)
Total Reserves and Other Activity		-	-	-	-	-	-	-	-	-	-	-	-	-
Total Expense		7,663	7,826	11,325	12,163	17,323	11,768	10,027	12,790	9,823	9,525	6,728	11,784	128,750
Operating Net Total		\$12,357	\$8,194	(\$1,305)	(\$2,143)	(\$7,303)	(\$1,748)	(\$7)	(\$770)	\$2,197	(\$1,005)	(\$1,708)	(\$6,764)	-

Barrington Trace Homeowners Association, Inc.

Budget Spread For Fiscal Year 2023

		Jan	Feb	Mar	Apr	May	Jun	Jul	Aug	Sep	Oct	Nov	Dec	Total
Reserve Income														
Income														
Clubhouse - Rental Income	Budget	-	-	-	-	-	-	-	-	-	-	-	-	-
	Actual	1,446	767	(300)	-	-	-	-	-	-	-	-	-	1,913
	Variance	1,446	767	(300)	-	-	-	-	-	-	-	-	-	1,913
Total Income		-	-	-	-	-	-	-	-	-	-	-	-	-
Total Income		-	-	-	-	-	-	-	-	-	-	-	-	-
Reserve Expense														
General & Administrative														
Website Hosting	Budget	-	-	-	-	-	-	-	-	-	-	-	-	-
	Actual	80	48	-	-	-	-	-	-	-	-	-	-	127
	Variance	80	48	-	-	-	-	-	-	-	-	-	-	127
Miscellaneous G&A	Budget	-	-	-	-	-	-	-	-	-	-	-	-	-
	Actual	476	978	-	-	-	-	-	-	-	-	-	-	1,454
	Variance	476	978	-	-	-	-	-	-	-	-	-	-	1,454
Social Activities	Budget	-	-	-	-	-	-	-	-	-	-	-	-	-
	Actual	650	-	-	-	-	-	-	-	-	-	-	-	650
	Variance	650	-	-	-	-	-	-	-	-	-	-	-	650
Total General & Administrative		-	-	-	-	-	-	-	-	-	-	-	-	-
Landscaping														
Landscaping - Tree Removal	Budget	-	-	-	-	-	-	-	-	-	-	-	-	-
	Actual	-	-	150	-	-	-	-	-	-	-	-	-	150
	Variance	-	-	150	-	-	-	-	-	-	-	-	-	150
Total Landscaping		-	-	-	-	-	-	-	-	-	-	-	-	-
Recreation Area														

Barrington Trace Homeowners Association, Inc.

Budget Spread For Fiscal Year 2023

		Jan	Feb	Mar	Apr	May	Jun	Jul	Aug	Sep	Oct	Nov	Dec	Total
Reserve Expense														
Clubhouse - Repair & Maint	Budget	-	-	-	-	-	-	-	-	-	-	-	-	-
	Actual	-	-	175	-	-	-	-	-	-	-	-	-	175
	Variance	-	-	175	-	-	-	-	-	-	-	-	-	175
Total Recreation Area		-	-	-	-	-	-	-	-	-	-	-	-	-
Reserves and Other Activity														
Transfer From Reserve	Budget	-	-	-	-	-	-	-	-	-	-	-	-	-
	Actual	-	-	-	-	-	-	-	(3,800)	-	(24,848)	-	-	(28,648)
	Variance	-	-	-	-	-	-	-	(3,800)	-	(24,848)	-	-	(28,648)
Interest Income - Reserves	Budget	-	-	-	-	-	-	-	-	-	-	-	-	-
	Actual	(6)	(19)	(20)	(17)	(17)	(17)	(17)	(11)	(16)	(18)	(11)	-	(169)
	Variance	(6)	(19)	(20)	(17)	(17)	(17)	(17)	(11)	(16)	(18)	(11)	-	(169)
Transfer To Reserve - Interest Income	Budget	-	-	-	-	-	-	-	-	-	-	-	-	-
	Actual	6	19	20	17	17	17	17	11	16	18	11	-	169
	Variance	6	19	20	17	17	17	17	11	16	18	11	-	169
Total Reserves and Other Activity		-	-	-	-	-	-	-	-	-	-	-	-	-
Total Expense		-	-	-	-	-	-	-	-	-	-	-	-	-
Reserve Net Total		-	-	-	-	-	-	-	-	-	-	-	-	-
Net Total		\$12,357	\$8,194	(\$1,305)	(\$2,143)	(\$7,303)	(\$1,748)	(\$7)	(\$770)	\$2,197	(\$1,005)	(\$1,708)	(\$6,764)	-

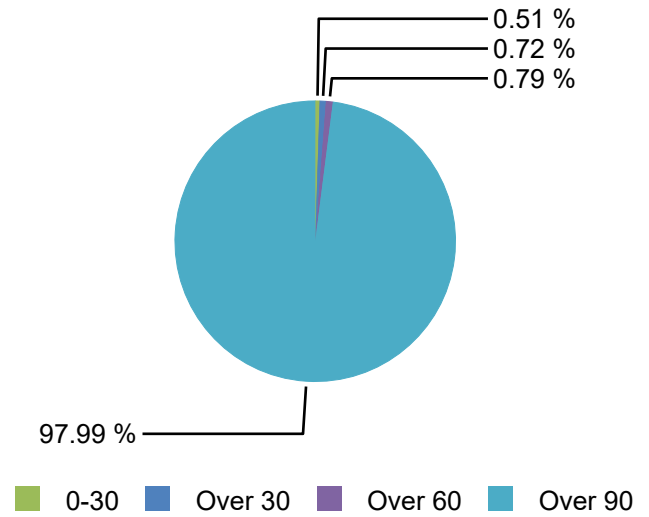
Barrington Trace Homeowners Association, Inc.

AR Aging - 11/30/2023

SUMMARY

Charge	Balance
Assessment (15)	\$28,677.04
Cost of Collection (5)	\$125.00
Interest (11)	\$4,005.03
Late Fees (7)	\$1,395.00
Legal Charges (6)	\$3,356.59
Legal Prep Fee (3)	\$225.00
Assessment (Bankruptcy) (1)	\$543.44
Total	\$38,327.10

DISTRIBUTION



Property	0-30	Over 30	Over 60	Over 90	Balance
1451146664 - 440 Kendrick Terrace Sw - Smith					
Coll Status: With Collection Firm Coll Attorney: Lazega & Johanson , LLC	\$31.67	\$31.67	\$31.67	\$7,506.42	\$7,601.43
Assessment	-	-	-	\$3,800.00	\$3,800.00
Late Fees	-	-	-	\$325.00	\$325.00
Interest	\$31.67	\$31.67	\$31.67	\$835.42	\$930.43
Cost of Collection	-	-	-	\$25.00	\$25.00
Legal Charges	-	-	-	\$2,446.00	\$2,446.00
Legal Prep Fee	-	-	-	\$75.00	\$75.00
1451146472 - 2377 Barrington Trace Circle - Llc					
Coll Status: With Collection Firm Coll Attorney: Lazega & Johanson , LLC	\$33.75	\$33.75	\$33.75	\$5,363.80	\$5,465.05
Assessment	-	-	-	\$4,050.00	\$4,050.00
Late Fees	-	-	-	\$325.00	\$325.00
Interest	\$33.75	\$33.75	\$33.75	\$888.80	\$990.05
Cost of Collection	-	-	-	\$25.00	\$25.00
Legal Prep Fee	-	-	-	\$75.00	\$75.00
1451146549 - 5162 Barrington Trace Drive - Huguley*					
Coll Status: With Collection Firm Coll Attorney: Lazega & Johanson , LLC	\$27.08	\$27.08	\$27.08	\$4,977.17	\$5,058.41
Assessment	-	-	-	\$3,250.00	\$3,250.00
Late Fees	-	-	-	\$245.00	\$245.00
Interest	\$27.08	\$27.08	\$27.08	\$568.73	\$649.97
Cost of Collection	-	-	-	\$25.00	\$25.00
Legal Charges	-	-	-	\$270.00	\$270.00
Legal Prep Fee	-	-	-	\$75.00	\$75.00
Assessment (Bankruptcy)	-	-	-	\$543.44	\$543.44

(*** indicates previous owners)

Barrington Trace Homeowners Association, Inc.

AR Aging - 11/30/2023

Property	0-30	Over 30	Over 60	Over 90	Balance
1451146509 - 5180 Barrington Trace Drive - Ormsby					
Coll Status: With Collection Firm Coll Attorney: Lazega & Johanson , LLC	\$33.75	\$118.75	\$148.75	\$4,724.97	\$5,026.22
Assessment	-	-	-	\$4,050.00	\$4,050.00
Interest	\$33.75	\$33.75	\$33.75	\$674.97	\$776.22
Legal Charges	-	\$85.00	\$115.00	-	\$200.00
1451146451 - 2317 Barrington Trace Circle - Warbington					
Coll Status: With Collection Firm Coll Attorney: Lazega & Johanson , LLC	\$24.47	\$24.47	\$24.47	\$3,413.00	\$3,486.41
Assessment	-	-	-	\$2,936.42	\$2,936.42
Late Fees	-	-	-	\$85.00	\$85.00
Interest	\$24.47	\$24.47	\$24.47	\$244.08	\$317.49
Legal Charges	-	-	-	\$147.50	\$147.50
1451146662 - 445 Kendrick Terrace - Stripling					
Coll Status: With Collection Firm Coll Attorney: Lazega & Johanson , LLC	\$14.25	\$14.25	\$14.25	\$1,908.79	\$1,951.54
Assessment	-	-	-	\$1,709.58	\$1,709.58
Late Fees	-	-	-	\$85.00	\$85.00
Interest	\$14.25	\$14.25	\$14.25	\$114.21	\$156.96
1451146593 - 365 Freeman Terrace - Roberson					
Coll Status: With Collection Firm Coll Attorney: Lazega & Johanson , LLC	-	-	-	\$1,901.83	\$1,901.83
Assessment	-	-	-	\$1,901.83	\$1,901.83
1451146617 - *** 2474 Hughes Court Sw - Atkins					
Coll Status: With Collection Firm Coll Attorney: Lazega & Johanson , LLC	-	-	-	\$1,719.07	\$1,719.07
Assessment	-	-	-	\$1,428.60	\$1,428.60
Legal Charges	-	-	-	\$290.47	\$290.47
1451146692 - 2600 Wells Terrace - Taylor					
Coll Status: With Collection Firm Coll Attorney: Lazega & Johanson , LLC	\$10.71	\$10.71	\$10.71	\$1,606.12	\$1,638.25
Assessment	-	-	-	\$1,285.79	\$1,285.79
Late Fees	-	-	-	\$245.00	\$245.00
Interest	\$10.71	\$10.71	\$10.71	\$75.33	\$107.46
1451146524 - *** 5125 Barrington Trace Drive - Wilborn*					
Coll Status: In Bankruptcy Coll Attorney: Lazega & Johanson , LLC	-	-	-	\$1,206.39	\$1,206.39
Assessment	-	-	-	\$1,203.77	\$1,203.77
Legal Charges	-	-	-	\$2.62	\$2.62
1451146548 - 5119 Barrington Trace Drive - Delaigle					
Coll Status: Final Notice	\$6.25	\$6.25	\$6.25	\$891.25	\$910.00
Assessment	-	-	-	\$750.00	\$750.00
Late Fees	-	-	-	\$85.00	\$85.00
Interest	\$6.25	\$6.25	\$6.25	\$31.25	\$50.00
Cost of Collection	-	-	-	\$25.00	\$25.00
1451227868 - 2392 Barrington Trace Circle - Daniels					
Coll Status: Payment Plan (Hold Fees) - Follow-up	-	-	-	\$875.00	\$875.00
Assessment	-	-	-	\$850.00	\$850.00
Cost of Collection	-	-	-	\$25.00	\$25.00

(*** indicates previous owners)

Barrington Trace Homeowners Association, Inc.

AR Aging - 11/30/2023

Property	0-30	Over 30	Over 60	Over 90	Balance
1451252157 - 2582 Essex Lane - Gamble					
Coll Status: Final Notice	\$5.83	\$5.83	\$5.83	\$700.00	\$717.49
Assessment	-	-	-	\$700.00	\$700.00
Interest	\$5.83	\$5.83	\$5.83	-	\$17.49
1451146583 - 300 Freeman Terrace - Smith					
Coll Status: Final Notice	\$5.03	-	-	\$603.75	\$608.78
Assessment	-	-	-	\$603.75	\$603.75
Interest	\$5.03	-	-	-	\$5.03
1451241376 - 2313 Barrington Trace Circle - LLC					
Coll Status: Final Notice	\$1.31	\$1.31	\$1.31	\$157.30	\$161.23
Assessment	-	-	-	\$157.30	\$157.30
Interest	\$1.31	\$1.31	\$1.31	-	\$3.93
Total:	\$194.10	\$274.07	\$304.07	\$37,554.86	\$38,327.10
Property Count:	11	10	10	15	

(*** indicates previous owners)

Barrington Trace Homeowners Association, Inc.

Pre Paid Homeowners For 11/30/2023

Account	Property	Owner Name	Credit Amount
1451146666	2554 Laquanda Court Sw	Michael Bazemore	950.00
1451146559	5132 Barrington Trace Drive	Carl Ray	850.00
***1451146529	5149 Barrington Trace Drive	Marathon Asset Investment Trust	830.00
1451146644	2453 Hughes Court Sw	Lisa Phillips	750.00
1451146604	2539 Gable Court	Patricia Matthews	750.00
1451257468	480 Gable Circle	Warren Huntley	750.00
1451146520	5102 Barrington Trace Drive	Virgil Smith	750.00
1451146522	5228 Barrington Trace Drive	James Stokes	750.00
1451146688	2599 Wells Terrace	Joe Little	703.72
1451146459	2321 Barrington Trace Circle	Theodis Norton	425.11
***1451146575	2600 Essex Lane	Kristen Wilbourn	397.19
1451146483	2385 Barrington Trace Circle	Cortorcha Rucker	375.00
1451146695	2611 Wells Terrace	Ih3 Property Ga Lp	275.00
1451146486	2388 Barrington Trace Circle	Patricia Mcknight	200.00
1451146494	5281 Barrington Trace Drive	Didier Guillaume	197.50
***1451146535	5287 Barrington Trace Drive	Fnma Bank	175.00
1451146497	5246 Barrington Trace Drive	Lee Howard	150.00
1451146679	2536 Laquanda Court Sw	Gregory Simpson	100.83
1451229653	2325 Barrington Trace Circle	Deborah Colbert	100.00
1451146454	2369 Barrington Trace Circle	Shannon Harris	100.00
1451146484	2396 Barrington Trace Circle	Latoya Jones	100.00
1451278169	2465 Hughes Court Sw	Anthony Douglas Gates Jr.	100.00
1451260996	2477 Hughes Court Sw	Kenneth Robinson	100.00
1451223805	2478 Gable Court	Thokozile I. Mkwanazi	100.00
1451146615	2499 Gable Court	Marilyn Udeh	100.00
1451146635	2501 Hughes Court Sw	Kimberly Gartrell	100.00
1451146633	2510 Hughes Court Sw	Janie Whitney	100.00
1451258077	2513 Hughes Court Sw	Ebony Jones	100.00
1451268968	2523 Gable Court	Cellandia Bart-Teel	100.00
1451240281	2525 Laquanda Court Sw	Kassem Dickens	100.00
1451146667	2531 Laquanda Court Sw	Zenaida Goins	100.00
1451146677	2543 Laquanda Court Sw	Clara Green	100.00
1451220147	2548 Laquanda Court Sw	Idelic Lashun Dunn, Sr.	100.00
1451253272	2551 Essex Lane	Derrick Bell	100.00
1451146690	2592 Wells Terrace	Vicki Morris	100.00
1451146574	2593 Essex Lane	Keisha Tutt Waites	100.00
1451146687	2615 Wells Terrace	Rita Lawrence	100.00
1451146582	310 Freeman Terrace	Yvonne Pringle	100.00
1451217853	320 Freeman Terrace	Chateryl Washington	100.00
1451146592	355 Freeman Terrace	Mark Vance, Jr.	100.00
1451210990	430 Kendrick Terrace Sw	Tereco Stephens	100.00

Barrington Trace Homeowners Association, Inc.

Pre Paid Homeowners For 11/30/2023

1451208560	5113 Barrington Trace Drive	Ralph Bolds	100.00
***1451146544	5119 Barrington Trace Drive	Rnr Realty Llc	100.00
1451213602	5120 Barrington Trace Drive	Leonid Campbell	100.00
1451260161	5125 Barrington Trace Drive	Nicole Armstrong	100.00
1451146516	5144 Barrington Trace Drive	Sherika Robbins	100.00
1451146512	5155 Barrington Trace Drive	Leroy Pulliam	100.00
1451146510	5173 Barrington Trace Drive	Xavier Person*	100.00
1451211337	5197 Barrington Trace Drive	Brandon Howell	100.00
1451146562	520 Essex Circle	Andrew Jackson	100.00
1451146518	5258 Barrington Trace Drive	Rory Starkey	100.00
1451146523	5264 Barrington Trace Drive	John Wiggins	100.00
1451146622	2507 Hughes Court Sw	Dennis Francis	80.00
1451146686	2619 Wells Terrace	Paul Harvey	39.49
1451146612	2507 Gable Court	Carla Burton	1.58
1451146570	2575 Essex Lane	Mary Showell Graham	.52
1451146537	5198 Barrington Trace Drive	James Redmond Sr	.36
Total			12,901.30

(*** indicates previous owners)

Barrington Trace Homeowners Association, Inc.

Ownership Transfers for 11/1/2023 - 11/30/2023

Property	Current Owner	Address	Contact	Settlement Processed		Previous Owner
2459 Hughes Court SW	Jonathan Mayweather	2459 Hughes Court SW, Atlanta GA 30331	schimell6@yahoo.com (678) 516-2495	11/17/2023	11/27/2023	XKR Holdings LLC

Barrington Trace Homeowners Association, Inc.

Bank Account Reconciliation for Period 11/30/2023

Reconciliation Summary

Bank Account	Bank Bal.	Uncleared Items	Adj. Balance	Book Balance	Status
Operating Acct-Alliance -	27,656.24	-3,057.00	24,599.24	24,599.24	Balanced
Reserve Acct-Alliance-	53,610.91	0.00	53,610.91	53,610.91	Balanced
Petty Cash - Alliance -	5,984.31	0.00	5,984.31	5,984.31	Balanced

Unreconciled Items

Date	Description	Check No	Amount
Operating Acct-Alliance -			
11/21/2023	SYSTEM 5 ELECTRONICS, INC	40110	-26.50
11/30/2023	GREYSTONE POWER CORP		-816.50
11/30/2023	COOK'S PEST CONTROL	40111	-55.00
11/30/2023	RW Pool Service		-645.00
11/30/2023	CANALES LANDSCAPING, LLC	40112	-1,514.00
Total Operating Acct-Alliance -			-3,057.00

Reconciled Items

Date	Description	Check No	Amount
Operating Acct-Alliance -			
11/2/2023	Lockbox Deposit - Alliance Association Bank		80.00
11/5/2023	Acct: 1451146593 Check #54174		100.00
11/5/2023	Acct: 1451146697 Check #54173		228.00
11/14/2023	Lockbox Deposit - Alliance Association Bank		750.00
11/20/2023	Lockbox Deposit - Alliance Association Bank		2,200.00
11/27/2023	Acct: 1451146559 CC		750.00
11/27/2023	Lockbox Deposit - Alliance Association Bank		1,500.00
11/28/2023	Acct: 1451279127 Check #251708		1,000.00
11/30/2023	November Interest		0.53
10/31/2023	RW Pool Service		-645.00
10/31/2023	Heritage Property Management	ACH	-199.00
10/31/2023	GREYSTONE POWER CORP		-754.20
11/1/2023	CANALES LANDSCAPING, LLC	40106	-1,514.00
11/1/2023	BROWN'S JANITORIAL SERVICE	40107	-385.00
11/5/2023	Lazega & Johanson , LLC		-79.80

Barrington Trace Homeowners Association, Inc.

Bank Account Reconciliation for Period 11/30/2023

Date	Description	Check No	Amount
11/5/2023	Lazega & Johanson , LLC		-35.00
11/6/2023	Angela Stover	ACH	-335.22
11/7/2023	COLOR BURST	40108	-1,600.00
11/8/2023	SCANA ENERGY		-61.07
11/15/2023	HERITAGE PROPERTY MANAGEMENT (HPMSI)	ACH	-721.52
11/15/2023	Lazega & Johanson , LLC	ACH	-1,500.00
11/15/2023	CITY OF ATLANTA DEPT OF WATERSHED MANAGEMENT		-6.56
11/15/2023	CITY OF ATLANTA DEPT OF WATERSHED MANAGEMENT		-6.56
11/15/2023	CITY OF ATLANTA DEPT OF WATERSHED MANAGEMENT		-81.35
11/16/2023	COMCAST		-410.58
11/21/2023	King Green of Greater Atlanta	40109	-200.00
11/22/2023	CITY OF ATLANTA DEPT OF WATERSHED MANAGEMENT		-288.52
11/22/2023	Bank Fee - Bank Fee		-15.00

Total Operating Acct-Alliance - -2,229.85

Petty Cash - Alliance -

11/3/2023	Clubhouse Rental		242.45
11/9/2023	Clubhouse Rental - Collette Bolds		291.00
11/13/2023	Amazon Refund		32.31
11/17/2023	Clubhouse Rental - Yoli Howard		291.00
11/20/2023	Clubhouse Rental - Otis Jinks		193.90
11/8/2023	Post Item - Publix - HOA Meeting Refreshments		-141.09
11/8/2023	Post Item - Amazon - Christmas Party Supplies		-66.76
11/20/2023	Post Item - VistaPrint - Holiday Party Reminder Signs		-170.43
11/24/2023	Post Item - Home Depot - Light Bulbs for Clubhouse		-83.57
11/30/2023	Post Item - Light Bulb Depot - Clubhouse Lights		-414.91

Total Petty Cash - Alliance - 173.90

Reserve Acct-Alliance-

11/30/2023	November Interest		11.01
------------	-------------------	--	-------

Total Reserve Acct-Alliance- 11.01

Barrington Trace Homeowners Association, Inc.

GL Trial Balance For 11/1/2023 - 11/30/2023

			Current			
			Beginning Balance	Debit	Credit	Ending Balance
100801 - Petty Cash - Alliance Bank			5,810.41	1,050.66	876.76	5,984.31
Date	Ledger ID	Description	Debit	Credit	Type	
11/03/2023	1622603	Clubhouse Rental	242.45	-	GL Entry	
11/08/2023	1622598	Post Item - Publix - HOA Meeting Refreshments	-	141.09	Invoice	
11/08/2023	1622601	Post Item - Amazon - Christmas Party Supplies - Receipt Missing	-	66.76	Invoice	
11/09/2023	1622604	Clubhouse Rental - Collette Bolds	291.00	-	GL Entry	
11/13/2023	1622606	Amazon Refund	32.31	-	GL Entry	
11/17/2023	1622607	Clubhouse Rental - Yoli Howard	291.00	-	GL Entry	
11/20/2023	1622599	Post Item - VistaPrint - Holiday Party Reminder Signs	-	170.43	Invoice	
11/20/2023	1622608	Clubhouse Rental - Otis Jinks	193.90	-	GL Entry	
11/24/2023	1622600	Post Item - Home Depot - Light Bulbs for Clubhouse	-	83.57	Invoice	
11/30/2023	1622597	Post Item - Light Bulb Depot - Clubhouse Lights	-	414.91	Invoice	
102000 - Operating Account - Alliance			27,687.89	7,208.53	10,297.18	24,599.24
Date	Ledger ID	Description	Debit	Credit	Type	
11/01/2023	1578439	October 31, 2023 - BROWN'S JANITORIAL SERVICE - Monthly Cleaning provided	-	385.00	Invoice	
11/01/2023	1573731	102800 - CANALES LANDSCAPING, LLC - Monthly - Oct	-	1,514.00	Invoice	
11/01/2023		BROWN'S JANITORIAL SERVICE - Monthly Cleaning provided	600.00	-	Invoice	
11/02/2023	1581954	2507 Hughes Court Sw: Check	80.00	-	Owner Payment	
11/05/2023	1583571	Lazega & Johanson , LLC	-	79.80	Invoice	
11/05/2023	1583567	365 Freeman Terrace: Check Lazega-Retained \$35.00	32.82	-	Owner Payment	
11/05/2023	1583569	Lazega & Johanson , LLC	-	35.00	Invoice	
11/05/2023	1583567	365 Freeman Terrace: Check Lazega-Retained \$35.00	67.18	-	Owner Payment	
11/05/2023	1583570	2620 Wells Terrace: Check Lazega-Retained \$79.80	50.70	-	Owner Payment	
11/05/2023	1583570	2620 Wells Terrace: Check Lazega-Retained \$79.80	177.30	-	Owner Payment	
11/06/2023	1584221	Check req. 110123 - Angela Stover - Reimbursement - Publix Ice - Halloween (Oct)	-	15.27	Invoice	
11/06/2023	1584221	Check req. 110123 - Angela Stover - Reimbursement - Pizza Halloween (Oct)	-	274.95	Invoice	
11/06/2023	1584221	Check req. 110123 - Angela Stover - Reimbursement - FADA Christmas (Dec)	-	45.00	Invoice	
11/07/2023	1585247	102151 - BURNS VENTURES INC	-	1,600.00	Invoice	
11/08/2023	1585893	9-3101-2558-4540 - SCANA ENERGY - PO BOX 105046	-	61.07	Invoice	
11/14/2023	1591264	5228 Barrington Trace Drive: Check	750.00	-	Owner Payment	
11/15/2023	1592168	0168529301 - CITY OF ATL DEPT WATER PO BOX 105275	-	81.35	Invoice	
11/15/2023	1591739	109283 - HERITAGE PROPERTY MANAGEMENT (HPMSI)	-	50.00	Invoice	
11/15/2023	1591739	109283 - HERITAGE PROPERTY MANAGEMENT (HPMSI)	-	3.48	Invoice	
11/15/2023	1591739	109283 - HERITAGE PROPERTY MANAGEMENT (HPMSI)	-	14.05	Invoice	
11/15/2023	1592093	804145-804148 - Lazega & Johanson , LLC - annual retainer fee 2024	-	1,500.00	Invoice	
11/15/2023	1591739	109283 - HERITAGE PROPERTY MANAGEMENT (HPMSI)	-	564.00	Invoice	

Barrington Trace Homeowners Association, Inc.

GL Trial Balance For 11/1/2023 - 11/30/2023

		Beginning Balance	Current Debit	Credit	Ending Balance
102000 - Operating Account - Alliance		27,687.89	7,208.53	10,297.18	24,599.24
Date	Ledger ID	Description	Debit	Credit	Type
11/15/2023	1591739	109283 - HERITAGE PROPERTY MANAGEMENT (HPMSI)	-	20.99	Invoice
11/15/2023	1591739	109283 - HERITAGE PROPERTY MANAGEMENT (HPMSI)	-	9.00	Invoice
11/15/2023	1591739	109283 - HERITAGE PROPERTY MANAGEMENT (HPMSI)	-	60.00	Invoice
11/15/2023	1592162	0158612301 - CITY OF ATL DEPT WATER PO BOX 105275	-	6.56	Invoice
11/15/2023	1592158	0170275301 - CITY OF ATL DEPT WATER PO BOX 105275	-	6.56	Invoice
11/16/2023	1593007	8220 19 910 1105010 - COMCAST BOX 71211	-	410.58	Invoice
11/20/2023	1595471	5102 Barrington Trace Drive: Check	750.00	-	Owner Payment
11/20/2023	1595471	2539 Gable Court: Check	750.00	-	Owner Payment
11/20/2023	1595471	2611 Wells Terrace: Check	275.00	-	Owner Payment
11/20/2023	1595471	2321 Barrington Trace Circle: Check	425.00	-	Owner Payment
11/21/2023	1595729	633728 - SYSTEM 5 ELECTRONICS, INC - Monthly Monitoring	-	26.50	Invoice
11/21/2023	1595728	3257489 - King Green of Greater Atlanta - Round 6	-	200.00	Invoice
11/22/2023	1596280	0168528301 - CITY OF ATL DEPT WATER PO BOX 105275	-	288.52	Invoice
11/22/2023	1596690	Bank Fee	-	15.00	Invoice
11/27/2023	1598584	480 Gable Circle: Check	750.00	-	Owner Payment
11/27/2023	1598165	5132 Barrington Trace Drive: Credit Card	750.00	-	Owner Payment
11/27/2023	1598584	2453 Hughes Court Sw: Check	750.00	-	Owner Payment
11/28/2023	1597974	2459 Hughes Court SW: Check Closing Check JB	1,000.00	-	Owner Payment
11/30/2023	1601347	79875 - RW Pool Service - Monthly Service	-	645.00	Invoice
11/30/2023	1603591	November Interest	.53	-	GL Entry
11/30/2023	1599479	507126001 - GREYSTONE POWER CORP PO BOX 6071	-	816.50	Invoice
11/30/2023	1601201	24064045 - COOK'S PEST CONTROL INC - SHARPSBURG - Com Pest - Monthly	-	55.00	Invoice
11/30/2023	1601394	112700 - CANALES LANDSCAPING, LLC - Monthly - Nov	-	1,514.00	Invoice

111020 - MMA-Alliance Bank		53,599.90	11.01	-	53,610.91
Date	Ledger ID	Description	Debit	Credit	Type
11/30/2023	1603594	November Interest	11.01	-	GL Entry

300006 - Collection Fees Payable		30.00	50.00	-	80.00
Date	Ledger ID	Description	Debit	Credit	Type
11/15/2023	1591739	109283 - HERITAGE PROPERTY MANAGEMENT (HPMSI)	50.00	-	Invoice

300100 - Prepaid Dues Payable		-7,621.30	-	5,280.00	-12,901.30
Date	Ledger ID	Description	Debit	Credit	Type
11/02/2023	1581954	2507 Hughes Court Sw: Check	-	80.00	Owner Payment
11/14/2023	1591264	5228 Barrington Trace Drive: Check	-	750.00	Owner Payment

Barrington Trace Homeowners Association, Inc.

GL Trial Balance For 11/1/2023 - 11/30/2023

		Beginning Balance	Current		Ending Balance
			Debit	Credit	
300100 - Prepaid Dues Payable		-7,621.30	-	5,280.00	-12,901.30
Date	Ledger ID	Description	Debit	Credit	Type
11/20/2023	1595471	5102 Barrington Trace Drive: Check	-	750.00	Owner Payment
11/20/2023	1595471	2539 Gable Court: Check	-	750.00	Owner Payment
11/20/2023	1595471	2611 Wells Terrace: Check	-	275.00	Owner Payment
11/20/2023	1595471	2321 Barrington Trace Circle: Check	-	425.00	Owner Payment
11/27/2023	1598165	5132 Barrington Trace Drive: Credit Card	-	750.00	Owner Payment
11/27/2023	1598584	480 Gable Circle: Check	-	750.00	Owner Payment
11/27/2023	1598584	2453 Hughes Court Sw: Check	-	750.00	Owner Payment
501000 - Reserves - General		-53,599.90	-	11.01	-53,610.91
Date	Ledger ID	Description	Debit	Credit	Type
11/30/2023	1603594	November Interest	-	11.01	GL Entry
551000 - Prior Years' Net Income		-57.24	-	-	-57.24
Date	Ledger ID	Description	Debit	Credit	Type
631000 - Assessment Income - Owner		-120,304.12	-	244.48	-120,548.60
Date	Ledger ID	Description	Debit	Credit	Type
11/05/2023	1583567	365 Freeman Terrace: Check Lazega-Retained \$35.00	-	67.18	Owner Payment
11/05/2023	1583570	2620 Wells Terrace: Check Lazega-Retained \$79.80	-	177.30	Owner Payment
634000 - Late Fee Income		-1,999.59	-	-	-1,999.59
Date	Ledger ID	Description	Debit	Credit	Type
650000 - Initiation Fee		0.00	-	1,000.00	-1,000.00
Date	Ledger ID	Description	Debit	Credit	Type
11/28/2023	1597974	2459 Hughes Court SW: Check Closing Check JB	-	1,000.00	Owner Payment
691100 - Owner Interest Income		-2,116.69	-	83.52	-2,200.21
Date	Ledger ID	Description	Debit	Credit	Type
11/05/2023	1583567	365 Freeman Terrace: Check Lazega-Retained \$35.00	-	32.82	Owner Payment
11/05/2023	1583570	2620 Wells Terrace: Check Lazega-Retained \$79.80	-	50.70	Owner Payment
691600 - Fines Income		-950.42	-	-	-950.42
Date	Ledger ID	Description	Debit	Credit	Type

Barrington Trace Homeowners Association, Inc.

GL Trial Balance For 11/1/2023 - 11/30/2023

		Beginning Balance	Current		Ending Balance
			Debit	Credit	
691600 - Fines Income		-950.42	-	-	-950.42
Date	Ledger ID Description		Debit	Credit	Type
692500 - Clubhouse - Rental Income		-10,783.00	-	1,018.35	-11,801.35
Date	Ledger ID Description		Debit	Credit	Type
11/03/2023	1622603 Clubhouse Rental		-	242.45	GL Entry
11/09/2023	1622604 Clubhouse Rental - Collette Bolds		-	291.00	GL Entry
11/17/2023	1622607 Clubhouse Rental - Yoli Howard		-	291.00	GL Entry
11/20/2023	1622608 Clubhouse Rental - Otis Jinks		-	193.90	GL Entry
693015 - Misc Inc - Greystone Capital Credit		-119.11	-	-	-119.11
Date	Ledger ID Description		Debit	Credit	Type
693500 - Social Events Income		-5,542.09	-	-	-5,542.09
Date	Ledger ID Description		Debit	Credit	Type
693600 - Leasing Income		-120.20	-	-	-120.20
Date	Ledger ID Description		Debit	Credit	Type
694000 - Interest Income - Operating		-8.32	-	0.53	-8.85
Date	Ledger ID Description		Debit	Credit	Type
11/30/2023	1603591 November Interest		-	.53	GL Entry
701000 - Management Fees		5,640.00	564.00	-	6,204.00
Date	Ledger ID Description		Debit	Credit	Type
11/15/2023	1591739 109283 - HERITAGE PROPERTY MANAGEMENT (HPMSI)		564.00	-	Invoice
704500 - Tax Preparation Fee		445.00	-	-	445.00
Date	Ledger ID Description		Debit	Credit	Type
715000 - Legal Fees		2,035.00	-	-	2,035.00
Date	Ledger ID Description		Debit	Credit	Type
715001 - Legal - Retainer		0.00	1,500.00	-	1,500.00
Date	Ledger ID Description		Debit	Credit	Type

Barrington Trace Homeowners Association, Inc.

GL Trial Balance For 11/1/2023 - 11/30/2023

			Beginning Balance	Current		Ending Balance
				Debit	Credit	
715001 - Legal - Retainer			0.00	1,500.00	-	1,500.00
Date	Ledger ID	Description		Debit	Credit	Type
11/15/2023	1592093	804145-804148 - Lazega & Johanson , LLC - annual retainer fee 2024		1,500.00	-	Invoice
715005 - Legal - Collection Fee Expense			5,176.12	114.80	-	5,290.92
Date	Ledger ID	Description		Debit	Credit	Type
11/05/2023	1583571	Lazega & Johanson , LLC		79.80	-	Invoice
11/05/2023	1583569	Lazega & Johanson , LLC		35.00	-	Invoice
715006 - Legal - Collection Fees Recovered			-2,253.69	-	-	-2,253.69
Date	Ledger ID	Description		Debit	Credit	Type
725000 - Bank Charges			186.05	15.00	-	201.05
Date	Ledger ID	Description		Debit	Credit	Type
11/22/2023	1596690	Bank Fee		15.00	-	Invoice
726000 - Postage & Mail			706.96	20.99	-	727.95
Date	Ledger ID	Description		Debit	Credit	Type
11/15/2023	1591739	109283 - HERITAGE PROPERTY MANAGEMENT (HPMSI)		20.99	-	Invoice
727000 - Printing & Reproduction			188.20	3.48	-	191.68
Date	Ledger ID	Description		Debit	Credit	Type
11/15/2023	1591739	109283 - HERITAGE PROPERTY MANAGEMENT (HPMSI)		3.48	-	Invoice
732000 - Office Supplies			421.45	14.05	-	435.50
Date	Ledger ID	Description		Debit	Credit	Type
11/15/2023	1591739	109283 - HERITAGE PROPERTY MANAGEMENT (HPMSI)		14.05	-	Invoice
736000 - Website Hosting			1,565.00	60.00	-	1,625.00
Date	Ledger ID	Description		Debit	Credit	Type
11/15/2023	1591739	109283 - HERITAGE PROPERTY MANAGEMENT (HPMSI)		60.00	-	Invoice
738000 - Miscellaneous G&A			2,658.11	150.09	-	2,808.20
Date	Ledger ID	Description		Debit	Credit	Type
11/08/2023	1622598	Post Item - Publix - HOA Meeting Refreshments		141.09	-	Invoice

Barrington Trace Homeowners Association, Inc.

GL Trial Balance For 11/1/2023 - 11/30/2023

		Beginning Balance	Current		Ending Balance
			Debit	Credit	
738000 - Miscellaneous G&A		2,658.11	150.09	-	2,808.20
Date	Ledger ID	Description	Debit	Credit	Type
11/15/2023	1591739	109283 - HERITAGE PROPERTY MANAGEMENT (HPMSI)	9.00	-	Invoice
761000 - Social Activities		4,320.82	335.22	-	4,656.04
Date	Ledger ID	Description	Debit	Credit	Type
11/06/2023	1584221	Check req. 110123 - Angela Stover - Reimbursement - Publix Ice - Halloween (Oct)	15.27	-	Invoice
11/06/2023	1584221	Check req. 110123 - Angela Stover - Reimbursement - Pizza Halloween (Oct)	274.95	-	Invoice
11/06/2023	1584221	Check req. 110123 - Angela Stover - Reimbursement - FADA Christmas (Dec)	45.00	-	Invoice
761002 - Social - Neighborhood Activity		8,371.70	-	-	8,371.70
Date	Ledger ID	Description	Debit	Credit	Type
761007 - Social - Activity/event		1,596.27	237.19	32.31	1,801.15
Date	Ledger ID	Description	Debit	Credit	Type
11/08/2023	1622601	Post Item - Amazon - Christmas Party Supplies - Receipt Missing	66.76	-	Invoice
11/13/2023	1622606	Amazon Refund	-	32.31	GL Entry
11/20/2023	1622599	Post Item - VistaPrint - Holiday Party Reminder Signs	170.43	-	Invoice
761008 - Social - New Owners		130.11	-	-	130.11
Date	Ledger ID	Description	Debit	Credit	Type
791000 - Insurance - General Liability		4,329.45	-	-	4,329.45
Date	Ledger ID	Description	Debit	Credit	Type
795001 - Taxes - Property		7.75	-	-	7.75
Date	Ledger ID	Description	Debit	Credit	Type
795004 - Taxes - Other		75.00	-	-	75.00
Date	Ledger ID	Description	Debit	Credit	Type
811002 - Pool - Furniture		814.08	-	-	814.08
Date	Ledger ID	Description	Debit	Credit	Type

Barrington Trace Homeowners Association, Inc.

GL Trial Balance For 11/1/2023 - 11/30/2023

			Beginning Balance	Current		Ending Balance
				Debit	Credit	
811005 - Pool - Operations & Mgmt			5,415.00	645.00	-	6,060.00
Date	Ledger ID	Description		Debit	Credit	Type
11/30/2023	1601347	79875 - RW Pool Service - Monthly Service		645.00	-	Invoice
811006 - Pool - Permit			525.00	-	-	525.00
Date	Ledger ID	Description		Debit	Credit	Type
811010 - Pool - Supplies			437.50	-	-	437.50
Date	Ledger ID	Description		Debit	Credit	Type
835002 - Clubhouse - Janitorial			5,739.98	385.00	600.00	5,524.98
Date	Ledger ID	Description		Debit	Credit	Type
11/01/2023	1578439	October 31, 2023 - BROWN'S JANITORIAL SERVICE - Monthly Cleaning provided		385.00	-	Invoice
11/01/2023		BROWN'S JANITORIAL SERVICE - Monthly Cleaning provided		-	600.00	Invoice
835005 - Clubhouse - Repair & Maint			5,199.75	498.48	-	5,698.23
Date	Ledger ID	Description		Debit	Credit	Type
11/24/2023	1622600	Post Item - Home Depot - Light Bulbs for Clubhouse		83.57	-	Invoice
11/30/2023	1622597	Post Item - Light Bulb Depot - Clubhouse Lights		414.91	-	Invoice
835007 - Clubhouse - Supplies			944.90	-	-	944.90
Date	Ledger ID	Description		Debit	Credit	Type
861001 - Landscaping - Contract			15,880.00	3,228.00	-	19,108.00
Date	Ledger ID	Description		Debit	Credit	Type
11/01/2023	1573731	102800 - CANALES LANDSCAPING, LLC - Monthly - Oct		1,514.00	-	Invoice
11/21/2023	1595728	3257489 - King Green of Greater Atlanta - Round 6		200.00	-	Invoice
11/30/2023	1601394	112700 - CANALES LANDSCAPING, LLC - Monthly - Nov		1,514.00	-	Invoice
861002 - Landscaping - Improvements			3,202.27	-	-	3,202.27
Date	Ledger ID	Description		Debit	Credit	Type
861004 - Landscaping - Seas Color			1,600.00	1,600.00	-	3,200.00
Date	Ledger ID	Description		Debit	Credit	Type
11/07/2023	1585247	102151 - BURNS VENTURES INC		1,600.00	-	Invoice

Barrington Trace Homeowners Association, Inc.

GL Trial Balance For 11/1/2023 - 11/30/2023

			Beginning Balance	Current		Ending Balance
				Debit	Credit	
861004 - Landscaping - Seas Color			1,600.00	1,600.00	-	3,200.00
Date	Ledger ID	Description		Debit	Credit	Type
861005 - Landscaping - Pinestraw			400.00	-	-	400.00
Date	Ledger ID	Description		Debit	Credit	Type
861014 - Landscaping - Tree Removal			150.00	-	-	150.00
Date	Ledger ID	Description		Debit	Credit	Type
861021 - Landscaping - Irrigation Repair			1,200.00	-	-	1,200.00
Date	Ledger ID	Description		Debit	Credit	Type
871000 - Electricity			9,004.04	816.50	-	9,820.54
Date	Ledger ID	Description		Debit	Credit	Type
11/30/2023	1599479	507126001 - GREYSTONE POWER CORP PO BOX 6071		816.50	-	Invoice
872000 - Natural Gas			1,653.33	61.07	-	1,714.40
Date	Ledger ID	Description		Debit	Credit	Type
11/08/2023	1585893	9-3101-2558-4540 - SCANA ENERGY - PO BOX 105046		61.07	-	Invoice
873000 - Water			5,766.84	382.99	-	6,149.83
Date	Ledger ID	Description		Debit	Credit	Type
11/15/2023	1592162	0158612301 - CITY OF ATL DEPT WATER PO BOX 105275		6.56	-	Invoice
11/15/2023	1592168	0168529301 - CITY OF ATL DEPT WATER PO BOX 105275		81.35	-	Invoice
11/15/2023	1592158	0170275301 - CITY OF ATL DEPT WATER PO BOX 105275		6.56	-	Invoice
11/22/2023	1596280	0168528301 - CITY OF ATL DEPT WATER PO BOX 105275		288.52	-	Invoice
875000 - Trash Removal			866.75	-	-	866.75
Date	Ledger ID	Description		Debit	Credit	Type
878000 - Cable TV			4,114.94	410.58	-	4,525.52
Date	Ledger ID	Description		Debit	Credit	Type
11/16/2023	1593007	8220 19 910 1105010 - COMCAST BOX 71211		410.58	-	Invoice

Barrington Trace Homeowners Association, Inc.

GL Trial Balance For 11/1/2023 - 11/30/2023

		Beginning Balance	Current		Ending Balance
			Debit	Credit	
903000 - Surveillance Personnel		11,703.60	-	-	11,703.60
Date	Ledger ID Description		Debit	Credit	Type
923001 - Surveillance - Monitoring		4,291.50	26.50	-	4,318.00
Date	Ledger ID Description		Debit	Credit	Type
11/21/2023	1595729 633728 - SYSTEM 5 ELECTRONICS, INC - Monthly Monitoring		26.50	-	Invoice
931004 - R&M - Electric		650.00	-	-	650.00
Date	Ledger ID Description		Debit	Credit	Type
937000 - Termite Bond		330.00	-	-	330.00
Date	Ledger ID Description		Debit	Credit	Type
937500 - Pest Control		605.00	55.00	-	660.00
Date	Ledger ID Description		Debit	Credit	Type
11/30/2023	1601201 24064045 - COOK'S PEST CONTROL INC - SHARPSBURG - Com Pest - Monthly		55.00	-	Invoice
970000 - Common Area Improvements (Cap)		9,625.00	-	-	9,625.00
Date	Ledger ID Description		Debit	Credit	Type
971010 - Asphalt/Concrete (Cap)		3,800.00	-	-	3,800.00
Date	Ledger ID Description		Debit	Credit	Type
971180 - Signage (Cap)		25,300.97	-	-	25,300.97
Date	Ledger ID Description		Debit	Credit	Type
972140 - HVAC (Cap)		6,422.00	-	-	6,422.00
Date	Ledger ID Description		Debit	Credit	Type
979200 - Transfer From Reserve		-45,147.97	-	-	-45,147.97
Date	Ledger ID Description		Debit	Credit	Type

Barrington Trace Homeowners Association, Inc.

GL Trial Balance For 11/1/2023 - 11/30/2023

			Beginning Balance	Current		Ending Balance
				Debit	Credit	
979301 - Interest Income - Reserves			-158.45	-	11.01	-169.46
Date	Ledger ID	Description		Debit	Credit	Type
11/30/2023	1603594	November Interest		-	11.01	GL Entry
979302 - Transfer To Reserve - Interest Income			158.45	11.01	-	169.46
Date	Ledger ID	Description		Debit	Credit	Type
11/30/2023	1603594	November Interest		11.01	-	GL Entry
Net Total			0.00	19,455.15	19,455.15	0.00

Barrington Trace Homeowners Association, Inc.

Cash Disbursement - 11/30/2023

Date	CheckNo	Description	Amount
102000 - Operating Acct-Alliance -			
11/1/2023	Check 40106	CANALES LANDSCAPING, LLC Inv # 102800	1,514.00
	861001 - Landscaping - Contract - Monthly - Oct		1,514.00
11/1/2023	Check 40107	BROWN'S JANITORIAL SERVICE Inv # October 31, 2023	385.00
	835002 - Clubhouse - Janitorial - Monthly Cleaning provided		385.00
11/5/2023	Auto Draft	Lazega & Johanson , LLC	35.00
	715005 - Legal - Collection Fee Expense		35.00
	Twyla Roberson - 365 Freeman Terrace Atlanta, GA 30331		
11/5/2023	Auto Draft	Lazega & Johanson , LLC	79.80
	715005 - Legal - Collection Fee Expense		79.80
	Jamie Culpepper - 2620 Wells Terrace Atlanta, GA 30331		
11/6/2023	ACH	Angela Stover Inv # Check req. 110123	335.22
	761000 - Social Activities - Reimbursement - Pizza Halloween (Oct)		274.95
	761000 - Social Activities - Reimbursement - FADA Christmas (Dec)		45.00
	761000 - Social Activities - Reimbursement - Publix Ice - Halloween (Oct)		15.27
11/7/2023	Check 40108	COLOR BURST Inv # 102151	1,600.00
	861004 - Landscaping - Seas Color - BURNS VENTURES INC		1,600.00
11/8/2023	Auto Draft	SCANA ENERGY Acct # 9-3101-2558-4540	61.07
	872000 - Natural Gas - PO BOX 105046		61.07
11/15/2023	Invoice SACH	CITY OF ATLANTA DEPT OF WATERSHED MANAGEMENT Acct # 0170275301	6.56
	873000 - Water - CITY OF ATL DEPT WATER PO BOX 105275		6.56
11/15/2023	Invoice SACH	CITY OF ATLANTA DEPT OF WATERSHED MANAGEMENT Acct # 0158612301	6.56
	873000 - Water - CITY OF ATL DEPT WATER PO BOX 105275		6.56
11/15/2023	ACH	HERITAGE PROPERTY MANAGEMENT (HPMSI) Inv # 109283	721.52
	732000 - Office Supplies		14.05
	726000 - Postage & Mail		20.99
	701000 - Management Fees		564.00
	300006 - Collection Fees Payable		50.00
	738000 - Miscellaneous G&A		9.00
	727000 - Printing & Reproduction		3.48
	736000 - Website Hosting		60.00
11/15/2023	ACH	Lazega & Johanson , LLC Inv # 804145-804148	1,500.00
	715001 - Legal - Retainer - annual retainer fee 2024		1,500.00

Barrington Trace Homeowners Association, Inc.

Cash Disbursement - 11/30/2023

Date	CheckNo	Description	Amount
11/15/2023	Invoice SACH	CITY OF ATLANTA DEPT OF WATERSHED MANAGEMENT Acct # 0168529301	81.35
	873000 - Water - CITY OF ATL DEPT WATER PO BOX 105275		81.35
11/16/2023	Invoice SACH	COMCAST Acct # 8220 19 910 1105010	410.58
	878000 - Cable TV - COMCAST BOX 71211		410.58
11/21/2023	Check 40109	King Green of Greater Atlanta Inv # 3257489	200.00
	861001 - Landscaping - Contract - Round 6		200.00
11/21/2023	Check 40110	SYSTEM 5 ELECTRONICS, INC Inv # 633728	26.50
	923001 - Surveillance - Monitoring - Monthly Monitoring		26.50
11/22/2023	Invoice SACH	CITY OF ATLANTA DEPT OF WATERSHED MANAGEMENT Acct # 0168528301	288.52
	873000 - Water - CITY OF ATL DEPT WATER PO BOX 105275		288.52
11/22/2023	Misc Check	Bank Fee - Bank Fee	15.00
	725000 - Bank Charges - Bank Fee		15.00
11/30/2023	Auto Draft	GREYSTONE POWER CORP Acct # 507126001	816.50
	871000 - Electricity - GREYSTONE POWER CORP PO BOX 6071		816.50
11/30/2023	Invoice SACH	RW Pool Service Inv # 79875	645.00
	811005 - Pool - Operations & Mgmt - Monthly Service		645.00
11/30/2023	Check 40111	COOK'S PEST CONTROL Inv # 24064045	55.00
	937500 - Pest Control - COOK'S PEST CONTROL INC - SHARPSBURG - Com Pest - Monthly		55.00
11/30/2023	Check 40112	CANALES LANDSCAPING, LLC Inv # 112700	1,514.00
	861001 - Landscaping - Contract - Monthly - Nov		1,514.00
		Total	10,297.18

Barrington Trace Homeowners Association, Inc.

Cash Disbursement - 11/30/2023

Date	CheckNo	Description	Amount
100801 - Petty Cash - Alliance -			
11/8/2023	Misc Check	Post Item - Publix - HOA Meeting Refreshments	141.09
	738000 - Miscellaneous G&A		141.09
11/8/2023	Misc Check	Post Item - Amazon - Christmas Party Supplies	66.76
	761007 - Social - Activity/event - Receipt Missing		66.76
11/20/2023	Misc Check	Post Item - VistaPrint - Holiday Party Reminder Signs	170.43
	761007 - Social - Activity/event		170.43
11/24/2023	Misc Check	Post Item - Home Depot - Light Bulbs for Clubhouse	83.57
	835005 - Clubhouse - Repair & Maint		83.57
11/30/2023	Misc Check	Post Item - Light Bulb Depot - Clubhouse Lights	414.91
	835005 - Clubhouse - Repair & Maint		414.91
		Total	876.76

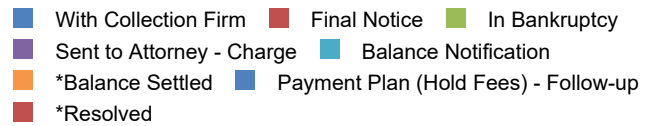
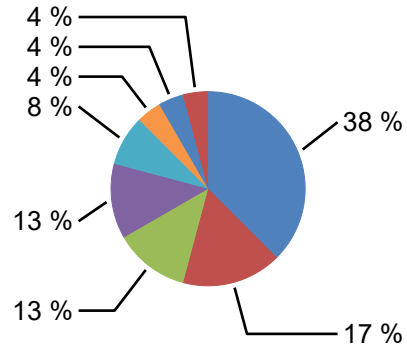
Barrington Trace Homeowners Association, Inc.

Collection Report - Detail for 11/1/2023 - 11/30/2023

SUMMARY

*Balance Settled	1
*Resolved	1
Balance Notification	2
Final Notice	4
In Bankruptcy	3
Payment Plan (Hold Fees) - Follow-up	1
Sent to Attorney - Charge	3
With Collection Firm	9
Total	24

TOP DISTRIBUTION BY STATUS



Sent to Attorney - Charge (Total Count = 3)

2361 Barrington Trace Circle Charles Blake Jr. XN: 45282 Acct: 1451146467	Sent to Attorney - Charge Last Payment Date/Amount:	Current Balance: \$0.00 11-02-2021 / (\$3,986.50)
11/25/2018 System	Second Notice	
12/25/2018 System	Final Notice	
1/24/2019 System	Final Notice	
2/25/2019 System	Final Notice	
3/27/2019 System	Final Notice	
4/26/2019 System	Final Notice	
5/27/2019 System	Account Review	
5/31/2019 Casey Lusk	Assign to Collections	
6/17/2019 Blaine McCarty	Sent to Attorney - Charge	

2396 Barrington Trace Circle Latoya Jones XN: 45283 Acct: 1451146484	Sent to Attorney - Charge Last Payment Date/Amount:	Current Balance: \$0.00 02-20-2023 / (\$850.00)
11/25/2018 System	Second Notice	
12/25/2018 System	Final Notice	
1/24/2019 System	Final Notice	
2/25/2019 System	Final Notice	
3/27/2019 System	Final Notice	
4/26/2019 System	Final Notice	
5/27/2019 System	Account Review	
5/31/2019 Casey Lusk	Assign to Collections	
6/17/2019 Blaine McCarty	Sent to Attorney - Charge	

2477 Hughes Court Sw Kevin Henderson XN: 45308 Acct: 1451146625	Sent to Attorney - Charge Last Payment Date/Amount:	Current Balance: \$0.00 08-11-2021 / (\$3,200.00)
---	--	--

Barrington Trace Homeowners Association, Inc.

Collection Report - Detail for 11/1/2023 - 11/30/2023

11/25/2018	System	Second Notice
12/25/2018	System	Final Notice
1/24/2019	System	Final Notice
2/25/2019	System	Final Notice
3/27/2019	System	Final Notice
4/26/2019	System	Final Notice
5/27/2019	System	Account Review
5/31/2019	Casey Lusk	Assign to Collections
6/17/2019	Blaine McCarty	Sent to Attorney - Charge

With Collection Firm (Total Count = 9)

2317 Barrington Trace Circle Asia Warbington XN: 289455 Acct: 1451146451	With Collection Firm Last Payment Date/Amount:	Current Balance: \$3,486.41 10-31-2021 / (\$167.00)
2/6/2019	Blaine McCarty	With Collection Firm
10/1/2020	Christine Morales	HBL
10/1/2020	Christine Morales	With Collection Firm
10/1/2020	Joshua Mathews	HBL
10/1/2020	Joshua Mathews	With Collection Firm

2474 Hughes Court Sw Walter Atkins XN: 793034 Acct: 1451146617	With Collection Firm Last Payment Date/Amount:	Current Balance: \$1,719.07 07-02-2021 / (\$56.25)
5/22/2019	Blaine McCarty	With Collection Firm
7/13/2020	Livia Crouch	In Bankruptcy
10/1/2020	Joshua Mathews	HBL
10/1/2020	Joshua Mathews	In Bankruptcy
8/30/2023	Livia Crouch	With Collection Firm

365 Freeman Terrace Twyla Roberson XN: 2893575 Acct: 1451146593	With Collection Firm Last Payment Date/Amount:	Current Balance: \$1,901.83 11-05-2023 / (\$100.00)
8/12/2020	Livia Crouch	Assign to Collection Attorney
8/12/2020	Livia Crouch	With Collection Firm
10/1/2020	Christine Morales	HBL
10/1/2020	Christine Morales	With Collection Firm
10/1/2020	Joshua Mathews	HBL
10/1/2020	Joshua Mathews	HBL
10/1/2020	Joshua Mathews	With Collection Firm

440 Kendrick Terrace Sw Eddie Smith XN: 2893585 Acct: 1451146664	With Collection Firm Last Payment Date/Amount:	Current Balance: \$7,601.43 06-21-2023 / (\$200.00)
8/12/2020	Livia Crouch	Assign to Collection Attorney
8/12/2020	Livia Crouch	With Collection Firm

Barrington Trace Homeowners Association, Inc.

Collection Report - Detail for 11/1/2023 - 11/30/2023

10/1/2020	Christine Morales	HBL		
10/1/2020	Christine Morales	With Collection Firm		
10/1/2020	Joshua Mathews	HBL		
10/1/2020	Joshua Mathews	HBL		
10/1/2020	Joshua Mathews	With Collection Firm		
2377 Barrington Trace Circle Reo Funding Solution Llc XN: 3251359 Acct: 1451146472			With Collection Firm	Current Balance: \$5,465.05
			Last Payment Date/Amount:	N/A
11/6/2020	Livia Crouch	Assign to Collection Attorney		
11/6/2020	Livia Crouch	With Collection Firm		
5180 Barrington Trace Drive Kimberly Ormsby XN: 3684343 Acct: 1451146509			With Collection Firm	Current Balance: \$5,026.22
			Last Payment Date/Amount:	05-25-2023 / (\$850.00)
2/8/2021	Livia Crouch	Assign to Collection Attorney		
2/8/2021	Livia Crouch	With Collection Firm		
5162 Barrington Trace Drive Kimblee Huguley* XN: 5688523 Acct: 1451146549			With Collection Firm	Current Balance: \$5,058.41
			Last Payment Date/Amount:	08-23-2022 / (\$17.97)
3/15/2022	Livia Crouch	Assign to Collection Attorney		
3/15/2022	Livia Crouch	With Collection Firm		
2600 Wells Terrace Vance Taylor XN: 5688633 Acct: 1451146692			With Collection Firm	Current Balance: \$1,638.25
			Last Payment Date/Amount:	09-22-2022 / (\$500.00)
3/15/2022	Livia Crouch	Assign to Collection Attorney		
3/15/2022	Livia Crouch	With Collection Firm		
445 Kendrick Terrace Ronnie Stripling XN: 6000089 Acct: 1451146662			With Collection Firm	Current Balance: \$1,951.54
			Last Payment Date/Amount:	09-11-2022 / (\$1,182.82)
5/10/2022	Livia Crouch	Assign to Collection Attorney		
5/10/2022	Livia Crouch	With Collection Firm		

In Bankruptcy (Total Count = 3)

5125 Barrington Trace Drive William Wilborn* XN: 1562977 Acct: 1451146524			In Bankruptcy	Current Balance: \$1,206.39
			Last Payment Date/Amount:	02-28-2020 / (\$142.06)
11/18/2019	Livia Crouch	In Bankruptcy		
10/1/2020	Joshua Mathews	HBL		
10/1/2020	Joshua Mathews	In Bankruptcy		
525 Essex Circle Kerry Starr* XN: 1671511 Acct: 1451146561			In Bankruptcy	Current Balance: \$0.00
			Last Payment Date/Amount:	N/A
12/18/2019	Giselle Nadal - A/R	In Bankruptcy		

Barrington Trace Homeowners Association, Inc.

Collection Report - Detail for 11/1/2023 - 11/30/2023

10/1/2020	Joshua Mathews	HBL		
10/1/2020	Joshua Mathews	In Bankruptcy		
440 Kendrick Terrace Sw Eddie Smith XN: 1671516 Acct: 1451146653		In Bankruptcy	Current Balance:	\$0.00
		Last Payment Date/Amount:		07-16-2021 / (\$113.78)
12/18/2019	Giselle Nadal - A/R	In Bankruptcy		
10/1/2020	Joshua Mathews	HBL		
10/1/2020	Joshua Mathews	In Bankruptcy		
12/8/2023	Livia Crouch	*Resolved		

*Resolved (Total Count = 1)

2620 Wells Terrace Jamie Culpepper XN: 2893568 Acct: 1451146697		*Resolved	Current Balance:	\$0.00
		Last Payment Date/Amount:		11-05-2023 / (\$228.00)
8/12/2020	Livia Crouch	Assign to Collection Attorney		
8/12/2020	Livia Crouch	With Collection Firm		
10/1/2020	Christine Morales	HBL		
10/1/2020	Christine Morales	With Collection Firm		
10/1/2020	Joshua Mathews	HBL		
10/1/2020	Joshua Mathews	HBL		
10/1/2020	Joshua Mathews	With Collection Firm		
11/6/2023	System	With Attorney - Balance Review		
11/6/2023	Livia Crouch	*Resolved		

Final Notice (Total Count = 4)

2582 Essex Lane Chasity S. Gamble XN: 5990299 Acct: 1451252157		Final Notice	Current Balance:	\$717.49
		Last Payment Date/Amount:		08-08-2023 / (\$405.85)
5/9/2022	System	Courtesy Period		
5/12/2022	System	First Notice		
6/13/2022	System	Second Notice		
7/13/2022	System	Final Notice		
8/12/2022	System	Account Review		
8/18/2022	Rebecca Plokhooy	Final Notice		
9/19/2022	System	Account Review		
10/27/2022	Rebecca Plokhooy	Final Notice		
11/28/2022	System	Account Review		
1/10/2023	Rebecca Plokhooy	Final Notice		
2/9/2023	System	Account Review		
2/9/2023	Rebecca Plokhooy	Final Notice		
3/13/2023	System	Account Review		
3/13/2023	Rebecca Plokhooy	Final Notice		

Barrington Trace Homeowners Association, Inc.

Collection Report - Detail for 11/1/2023 - 11/30/2023

4/12/2023	System	Account Review
4/25/2023	Rebecca Plokhooy	Final Notice
5/25/2023	System	Account Review
5/25/2023	Rebecca Plokhooy	Final Notice
6/26/2023	System	Account Review
6/26/2023	Rebecca Plokhooy	Final Notice
7/26/2023	System	Account Review
7/31/2023	Rebecca Plokhooy	Final Notice
8/30/2023	System	Account Review
8/30/2023	Rebecca Plokhooy	Final Notice
9/29/2023	System	Account Review
9/29/2023	Rebecca Plokhooy	Final Notice
10/30/2023	System	Account Review
10/31/2023	Rebecca Plokhooy	Final Notice
11/30/2023	System	Final Notice

5119 Barrington Trace Drive
John Delaigle
XN: 8228937 Acct: 1451146548

Final Notice
Last Payment Date/Amount:

Current Balance: \$910.00
02-27-2022 / (\$700.00)

4/3/2023	System	Courtesy Period
4/6/2023	System	First Notice
5/8/2023	System	Second Notice
6/7/2023	System	Final Notice
7/7/2023	System	Account Review
7/11/2023	Rebecca Plokhooy	Final Notice
8/10/2023	System	Account Review
8/10/2023	Rebecca Plokhooy	Final Notice
9/11/2023	System	Account Review
9/11/2023	Rebecca Plokhooy	Final Notice
10/11/2023	System	Account Review
10/11/2023	Rebecca Plokhooy	Final Notice
11/10/2023	System	Final Notice
12/11/2023	System	Final Notice

300 Freeman Terrace
Mark Smith
XN: 8228939 Acct: 1451146583

Final Notice
Last Payment Date/Amount:

Current Balance: \$608.78
10-03-2023 / (\$300.00)

4/3/2023	System	Courtesy Period
4/6/2023	System	First Notice
5/8/2023	System	Second Notice
6/7/2023	System	Final Notice
7/7/2023	System	Account Review
7/11/2023	Rebecca Plokhooy	Final Notice

Barrington Trace Homeowners Association, Inc.

Collection Report - Detail for 11/1/2023 - 11/30/2023

8/10/2023	System	Account Review
8/10/2023	Rebecca Plokhooy	Final Notice
9/11/2023	System	Account Review
9/11/2023	Rebecca Plokhooy	Final Notice
10/11/2023	System	Account Review
10/11/2023	Rebecca Plokhooy	Final Notice
11/10/2023	System	Final Notice
12/11/2023	System	Final Notice

2313 Barrington Trace Circle
KeRon Auto Broker LLC
XN: 8228955 Acct: 1451241376

Final Notice
Last Payment Date/Amount: 08-10-2023 / (\$838.10)

Current Balance: \$161.23

4/3/2023	System	Courtesy Period
4/6/2023	System	First Notice
5/8/2023	System	Second Notice
6/7/2023	System	Final Notice
7/7/2023	System	Account Review
7/11/2023	Rebecca Plokhooy	Final Notice
8/10/2023	System	Account Review
8/10/2023	Rebecca Plokhooy	Final Notice
9/11/2023	System	Account Review
9/11/2023	Rebecca Plokhooy	Final Notice
10/11/2023	System	Account Review
10/11/2023	Rebecca Plokhooy	Final Notice
11/10/2023	System	Final Notice
12/11/2023	System	Final Notice

Payment Plan (Hold Fees) - Follow-up (Total Count = 1)

2392 Barrington Trace Circle
Leonard Daniels
XN: 8228930 Acct: 1451227868

Payment Plan (Hold Fees) -
Follow-up
Last Payment Date/Amount: 05-21-2022 / (\$918.34)

Current Balance: \$875.00

4/3/2023	System	Courtesy Period
4/6/2023	System	First Notice
5/8/2023	System	Second Notice
6/7/2023	System	Final Notice
7/7/2023	System	Account Review
7/11/2023	Rebecca Plokhooy	Final Notice
8/10/2023	System	Account Review
8/10/2023	Rebecca Plokhooy	Final Notice
8/11/2023	Rebecca Plokhooy	Payment Plan (Hold Fees)
11/9/2023	System	Payment Plan (Hold Fees) - Follow-up

Barrington Trace Homeowners Association, Inc.

Collection Report - Detail for 11/1/2023 - 11/30/2023

*Balance Settled (Total Count = 1)

2611 Wells Terrace lh3 Property Ga Lp XN: 8640108 Acct: 1451146695	*Balance Settled Last Payment Date/Amount:	Current Balance: \$0.00 11-20-2023 / (\$275.00)
6/2/2023	System	Courtesy Period
6/5/2023	System	First Notice
7/5/2023	System	Second Notice
8/4/2023	System	Final Notice
9/4/2023	System	Account Review
9/11/2023	Rebecca Plokhooy	Final Notice
10/11/2023	System	Account Review
11/8/2023	System	*Balance Settled

Balance Notification (Total Count = 2)

5173 Barrington Trace Drive Xavier Person* XN: 9216084 Acct: 1451146510	Balance Notification Last Payment Date/Amount:	Current Balance: \$0.00 01-24-2023 / (\$750.00)
8/15/2023	Livia Crouch	Balance Notification
525 Essex Circle Kerry Starr* XN: 9216085 Acct: 1451205381	Balance Notification Last Payment Date/Amount:	Current Balance: \$0.00 02-20-2023 / (\$750.00)
8/15/2023	Livia Crouch	Balance Notification